



CERTIFICATE OF ACCREDITATION

The ANSI National Accreditation Board

Hereby attests that

System Scale Corporation

10157 Williams Lane
Walker, LA 70785

Fulfills the requirements of

ISO/IEC 17025:2017

and national standard

ANSI/NCSL Z540-1-1994 (R2002)

In the field of

CALIBRATION

This certificate is valid only when accompanied by a current scope of accreditation document.
The current scope of accreditation can be verified at www.anab.org.

Jason Stine, Vice President
Expiry Date: 01 February 2027
Certificate Number: AC-1756.09



This laboratory is accredited in accordance with the recognized International Standard ISO/IEC 17025:2017.
This accreditation demonstrates technical competence for a defined scope and the operation of a laboratory
quality management system (refer to joint ISO-ILAC-IAF Communiqué dated April 2017).

SCOPE OF ACCREDITATION TO ISO/IEC 17025:2017

AND

ANSI/NCSL Z540-1-1994 (R2002)

System Scale Corporation

10157 Williams Lane

Walker, LA 70785

Sean Rainey 501-562-2900 srainey@system-scale.com

CALIBRATION

Valid to: **February 1, 2027**

Certificate Number: **AC-1756.09**


Mass and Mass Related

Parameter/Equipment	Range	Expanded Uncertainty of Measurement (+/-)	Reference Standard, Method, and/or Equipment
Scales and Balances ^{1,2} (SI)	Up to 100 g (100 to 200) g (200 to 500) g (500 to 1 000) g (1 to 5) kg (5 to 10) kg (10 to 325) kg	0.000 25 % of reading + 55 µg 0.000 27 % of reading + 45 µg 0.000 27 % of reading + 64 µg 0.000 32 % of reading - 0.23 mg 0.000 28 % of reading + 0.39 mg 0.000 3 % of reading - 1.1 mg 0.012 % of reading	ASTM E617 Class 1, 6, 7, and NIST Class F weights utilizing NIST Handbook 44, ASTM E898, and EURAMET Guide No. 18 for the calibration of the weighing system.
Scales and Balances ^{1,2} (Avoirdupois)	Up to 5 lb (5 to 30) lb (30 to 100) lb (100 to 500) lb (500 to 1 000) lb (1 000 to 5 000) lb (5 000 to 10 000) lb (10 000 to 20 000) lb (20 000 to 50 000) lb (50 000 to 200 000) lb	0.018 % of reading + 0.000 01 lb 0.013 % of reading - 0.000 13 lb 0.012 % of reading + 0.000 3 lb 0.012 % of reading + 0.001 7 lb 0.011 % of reading + 0.016 lb 0.012 % of reading + 0.016 lb 0.013 % of reading + 0.01 lb 0.012 % of reading + 0.23 lb 0.012 % of reading + 0.5 lb 0.03 % of reading - 8.8 lb	ASTM E617 Class 1, 6, 7, and NIST Class F weights utilizing NIST Handbook 44, ASTM E898, and EURAMET Guide No. 18 for the calibration of the weighing system.

Calibration and Measurement Capability (CMC) is expressed in terms of the measurement parameter, measurement range, expanded uncertainty of measurement and reference standard, method, and/or equipment. The expanded uncertainty of measurement is expressed as the standard uncertainty of the measurement multiplied by a coverage factor of 2 ($k=2$), corresponding to a confidence level of approximately 95%.

Notes:

1. On-site calibration service is available for this parameter, since on-site conditions are typically more variable than those in the laboratory, larger measurement uncertainties are expected on-site than what is reported on the accredited scope.
2. The CMC for scales and balances is highly dependent upon the resolution of the unit under test. The CMC presented here does not include the resolution of the unit under test. The resolution will be included in the reported measurement uncertainty at the time of calibration.
3. This scope is formatted as part of a single document including Certificate of Accreditation No. AC-1756.09.



Jason Stine, Vice President





CERTIFICATE OF ACCREDITATION

The ANSI National Accreditation Board

Hereby attests that

System Scale Corporation

2212 N. Yellowwood Avenue
Broken Arrow, OK 74012

Fulfills the requirements of

ISO/IEC 17025:2017

and national standard

ANSI/NCSL Z540-1-1994 (R2002)

In the field of

CALIBRATION

This certificate is valid only when accompanied by a current scope of accreditation document.
The current scope of accreditation can be verified at www.anab.org.

Jason Stine, Vice President

Expiry Date: 01 February 2027

Certificate Number: AC-1756.02



This laboratory is accredited in accordance with the recognized International Standard ISO/IEC 17025:2017.
This accreditation demonstrates technical competence for a defined scope and the operation of a laboratory quality management system (refer to joint ISO-ILAC-IAF Communiqué dated April 2017).

SCOPE OF ACCREDITATION TO ISO/IEC 17025:2017

AND

ANSI/NCSL Z540-1-1994 (R2002)

System Scale Corporation

2212 N. Yellowwood Avenue
Broken Arrow, OK 74012
Sean Rainey 501-562-2900 srainey@system-scale.com

CALIBRATION

Valid to: **February 1, 2027**

Certificate Number: **AC-1756.02**


Mass and Mass Related

Parameter/Equipment	Range	Expanded Uncertainty of Measurement (+/-)	Reference Standard, Method, and/or Equipment
Scales and Balances ^{1,2} (SI)	Up to 100 g (100 to 200) g (200 to 500) g (500 to 1 000) g (1 to 5) kg (5 to 10) kg (10 to 325) kg	0.000 25 % of reading + 55 µg 0.000 27 % of reading + 45 µg 0.000 27 % of reading + 64 µg 0.000 32 % of reading - 0.23 mg 0.000 28 % of reading + 0.39 mg 0.000 3 % of reading - 1.1 mg 0.012 % of reading	ASTM E617 Class 1, 6, 7, and NIST Class F weights utilizing NIST Handbook 44, ASTM E898, and EURAMET Guide No. 18 for the calibration of the weighing system.
Scales and Balances ^{1,2} (Avoirdupois)	Up to 5 lb (5 to 30) lb (30 to 100) lb (100 to 500) lb (500 to 1 000) lb (1 000 to 5 000) lb (5 000 to 10 000) lb (10 000 to 20 000) lb (20 000 to 50 000) lb (50 000 to 200 000) lb	0.018 % of reading + 0.000 01 lb 0.013 % of reading - 0.000 13 lb 0.012 % of reading + 0.000 3 lb 0.012 % of reading + 0.001 7 lb 0.011 % of reading + 0.016 lb 0.012 % of reading + 0.016 lb 0.013 % of reading + 0.01 lb 0.012 % of reading + 0.23 lb 0.012 % of reading + 0.5 lb 0.03 % of reading - 8.8 lb	ASTM E617 Class 1, 6, 7, and NIST Class F weights utilizing NIST Handbook 44, ASTM E898, and EURAMET Guide No. 18 for the calibration of the weighing system.

Calibration and Measurement Capability (CMC) is expressed in terms of the measurement parameter, measurement range, expanded uncertainty of measurement and reference standard, method, and/or equipment. The expanded uncertainty of measurement is expressed as the standard uncertainty of the measurement multiplied by a coverage factor of 2 ($k=2$), corresponding to a confidence level of approximately 95%.

Notes:

1. On-site calibration service is available for this parameter, since on-site conditions are typically more variable than those in the laboratory, larger measurement uncertainties are expected on-site than what is reported on the accredited scope.
2. The CMC for scales and balances is highly dependent upon the resolution of the unit under test. The CMC presented here does not include the resolution of the unit under test. The resolution will be included in the reported measurement uncertainty at the time of calibration.
3. This scope is formatted as part of a single document including Certificate of Accreditation No. AC-1756.02.



Jason Stine, Vice President





CERTIFICATE OF ACCREDITATION

The ANSI National Accreditation Board

Hereby attests that

System Scale Corporation

7645 Houston Rd
Byron, GA 31008

Fulfills the requirements of

ISO/IEC 17025:2017

and national standard

ANSI/NCSL Z540-1-1994 (R2002)

In the field of

CALIBRATION

This certificate is valid only when accompanied by a current scope of accreditation document.
The current scope of accreditation can be verified at www.anab.org.

Jason Stine, Vice President
Expiry Date: 24 May 2028
Certificate Number: AC-1756.13



This laboratory is accredited in accordance with the recognized International Standard ISO/IEC 17025:2017.
This accreditation demonstrates technical competence for a defined scope and the operation of a laboratory
quality management system (refer to joint ISO-ILAC-IAF Communiqué dated April 2017).

SCOPE OF ACCREDITATION TO ISO/IEC 17025:2017

AND

ANSI/NCSL Z540-1-1994 (R2002)

System Scale Corporation

7645 Houston Rd

Byron, GA 31008

Sean Rainey 501-562-2900 srainey@system-scale.com

CALIBRATION

ISO/IEC 17025 Accreditation Granted: **24 February 2026**

Certificate Number: **AC-1756.13** Certificate Expiry Date: **24 May 2028**

Mass and Mass Related

Parameter/Equipment	Range	Expanded Uncertainty of Measurement (+/-)	Reference Standard, Method, and/or Equipment
Scales and Balances ^{1,2}	(0 to 100) g (100 to 200) g (200 to 500) g (500 to 1 000) g (1 000 to 5 000) g (5 000 to 10 000) g (10 to 325) kg	0.000 25 % of reading + 55 µg 0.000 27 % of reading + 45 µg 0.000 27 % of reading + 64 µg 0.000 32 % of reading – 0.23 mg 0.000 28 % of reading + 0.39 mg 0.000 3 % of reading 0.012 % of reading	ASTM E617 Class 1, Class 6, Class 7 weights; NIST Class F weights; utilizing NIST Handbook 44, ASTM E898, and EURAMET Guide No. 18 for the calibration of the weighing system.
Scales ^{1,2}	(0 to 5) lb (5 to 30) lb (30 to 100) lb (100 to 500) lb (500 to 1 000) lb (1 000 to 5 000) lb (5 000 to 10 000) lb (10 000 to 20 000) lb (20 000 to 50 000) lb (50 000 to 200 000) lb	0.018 % of reading + 0.000 01 lb 0.013 % of reading -0.000 13 lb 0.012 % of reading + 0.000 3 lb 0.012 % of reading + 0.001 7 lb 0.011 % of reading + 0.016 lb 0.012 % of reading + 0.016 lb 0.013 % of reading + 0.009 6 lb 0.012 % of reading + 0.23 lb 0.012 % of reading + 0.5 lb 0.03 % of reading	ASTM E617 Class 1, Class 6, Class 7 weights; NIST Class F weights; utilizing NIST Handbook 44, ASTM E898, and EURAMET Guide No. 18 for the calibration of the weighing system.

Calibration and Measurement Capability (CMC) is expressed in terms of the measurement parameter, measurement range, expanded uncertainty of measurement and reference standard, method, and/or equipment. The expanded uncertainty of measurement is expressed as the standard uncertainty of the measurement multiplied by a coverage factor of 2 ($k=2$), corresponding to a confidence level of approximately 95%.

Notes:

1. On-site calibration service is available for this parameter, since on-site conditions are typically more variable than those in the laboratory, larger measurement uncertainties are expected on-site than what is reported on the accredited scope.
2. The CMC for scales and balances is highly dependent upon the resolution of the unit under test. The CMC presented here does not include the resolution of the unit under test. The resolution will be included in the reported measurement uncertainty at the time of calibration.



Jason Stine, Vice President





CERTIFICATE OF ACCREDITATION

The ANSI National Accreditation Board

Hereby attests that

System Scale Corporation
659 Henderson Dr. Suite H
Cartersville, GA 30120

Fulfills the requirements of

ISO/IEC 17025:2017

and national standard

ANSI/NCSL Z540-1-1994 (R2002)

In the field of

CALIBRATION

This certificate is valid only when accompanied by a current scope of accreditation document.
The current scope of accreditation can be verified at www.anab.org.

Jason Stine, Vice President
Expiry Date: 24 May 2028
Certificate Number: AC-1756-11



This laboratory is accredited in accordance with the recognized International Standard ISO/IEC 17025:2017.
This accreditation demonstrates technical competence for a defined scope and the operation of a laboratory
quality management system (refer to joint ISO-ILAC-IAF Communiqué dated April 2017).



SCOPE OF ACCREDITATION TO ISO/IEC 17025:2017

AND

ANSI/NCSL Z540-1-1994 (R2002)

System Scale Corporation

659 Henderson Dr. Suite H
 Cartersville, GA 30120
 Sean Rainey 501-454-9498 srainey@system-scale.com

CALIBRATION

ISO/IEC 17025 Accreditation Granted: 22 April 2026

Certificate Number: AC-1756.11 Certificate Expiry Date: 24 May 2028


Mass and Mass Related

Parameter/Equipment	Range	Expanded Uncertainty of Measurement (+/-)	Reference Standard, Method, and/or Equipment
Scales and Balances ^{1,2} (SI)	Up to 100 g (100 to 200) g (200 to 500) g (500 to 1 000) g (1 to 5) kg (5 to 10) kg (10 to 325) kg	0.000 25 % of reading + 55 µg 0.000 27 % of reading + 45 µg 0.000 27 % of reading + 64 µg 0.000 32 % of reading - 0.23 mg 0.000 28 % of reading + 0.39 mg 0.000 3 % of reading - 1.1 mg 0.012 % of reading	ASTM E617 Class 1, 6, 7, and NIST Class F weights utilizing NIST Handbook 44, ASTM E898, and EURAMET Guide No. 18 for the calibration of the weighing system.
Scales and Balances ^{1,2} (Avoirdupois)	Up to 5 lb (5 to 30) lb (30 to 100) lb (100 to 500) lb (500 to 1 000) lb (1 000 to 5 000) lb (5 000 to 10 000) lb (10 000 to 20 000) lb (20 000 to 50 000) lb (50 000 to 200 000) lb	0.018 % of reading + 0.000 01 lb 0.013 % of reading - 0.000 13 lb 0.012 % of reading + 0.000 3 lb 0.012 % of reading + 0.001 7 lb 0.011 % of reading + 0.016 lb 0.012 % of reading + 0.016 lb 0.013 % of reading + 0.01 lb 0.012 % of reading + 0.23 lb 0.012 % of reading + 0.5 lb 0.03 % of reading - 8.8 lb	ASTM E617 Class 1, 6, 7, and NIST Class F weights utilizing NIST Handbook 44, ASTM E898, and EURAMET Guide No. 18 for the calibration of the weighing system.

Calibration and Measurement Capability (CMC) is expressed in terms of the measurement parameter, measurement range, expanded uncertainty of measurement and reference standard, method, and/or equipment. The expanded uncertainty of measurement is expressed as the standard uncertainty of the measurement multiplied by a coverage factor of 2 ($k=2$), corresponding to a confidence level of approximately 95%.

Notes:

1. On-site calibration service is available for this parameter, since on-site conditions are typically more variable than those in the laboratory, larger measurement uncertainties are expected on-site than what is reported on the accredited scope.
2. The CMC for scales and balances is highly dependent upon the resolution of the unit under test. The CMC presented here does not include the resolution of the unit under test. The resolution will be included in the reported measurement uncertainty at the time of calibration.



Jason Stine, Vice President





CERTIFICATE OF ACCREDITATION

The ANSI National Accreditation Board

Hereby attests that

System Scale Corporation

1429 5th Avenue
Columbus, GA 31901

Fulfills the requirements of

ISO/IEC 17025:2017

and national standard

ANSI/NCSL Z540-1-1994 (R2002)

In the field of

CALIBRATION

This certificate is valid only when accompanied by a current scope of accreditation document.
The current scope of accreditation can be verified at www.anab.org.

Jason Stine, Vice President
Expiry Date: 24 May 2028
Certificate Number: AC-1756.14



This laboratory is accredited in accordance with the recognized International Standard ISO/IEC 17025:2017.
This accreditation demonstrates technical competence for a defined scope and the operation of a laboratory quality management system (refer to joint ISO-ILAC-IAF Communiqué dated April 2017).

SCOPE OF ACCREDITATION TO ISO/IEC 17025:2017

AND

ANSI/NCSL Z540-1-1994 (R2002)

System Scale Corporation

1429 5th Avenue

Columbus, GA 31901

Sean Rainey 501-562-2900 srainey@system-scale.com

CALIBRATION

ISO/IEC 17025 Accreditation Granted: **24 February 2026**

Certificate Number: **AC-1756.14** Certificate Expiry Date: **24 May 2028**


Mass and Mass Related

Parameter/Equipment	Range	Expanded Uncertainty of Measurement (+/-)	Reference Standard, Method, and/or Equipment
Scales and Balances ^{1,2}	(0 to 100) g (100 to 200) g (200 to 500) g (500 to 1 000) g (1 000 to 5 000) g (5 000 to 10 000) g (10 to 325) kg	0.000 25 % of reading + 55 µg 0.000 27 % of reading + 45 µg 0.000 27 % of reading + 64 µg 0.000 32 % of reading – 0.23 mg 0.000 28 % of reading + 0.39 mg 0.000 3 % of reading 0.012 % of reading	ASTM E617 Class 1, Class 6, Class 7 weights; NIST Class F weights; utilizing NIST Handbook 44, ASTM E898, and EURAMET Guide No. 18 for the calibration of the weighing system.
Scales ^{1,2}	(0 to 5) lb (5 to 30) lb (30 to 100) lb (100 to 500) lb (500 to 1 000) lb (1 000 to 5 000) lb (5 000 to 10 000) lb (10 000 to 20 000) lb (20 000 to 50 000) lb (50 000 to 200 000) lb	0.018 % of reading + 0.000 01 lb 0.013 % of reading -0.000 13 lb 0.012 % of reading + 0.000 3 lb 0.012 % of reading + 0.001 7 lb 0.011 % of reading + 0.016 lb 0.012 % of reading + 0.016 lb 0.013 % of reading + 0.009 6 lb 0.012 % of reading + 0.23 lb 0.012 % of reading + 0.5 lb 0.03 % of reading	ASTM E617 Class 1, Class 6, Class 7 weights; NIST Class F weights; utilizing NIST Handbook 44, ASTM E898, and EURAMET Guide No. 18 for the calibration of the weighing system.

Calibration and Measurement Capability (CMC) is expressed in terms of the measurement parameter, measurement range, expanded uncertainty of measurement and reference standard, method, and/or equipment. The expanded uncertainty of measurement is expressed as the standard uncertainty of the measurement multiplied by a coverage factor of 2 ($k=2$), corresponding to a confidence level of approximately 95%.

Notes:

1. On-site calibration service is available for this parameter, since on-site conditions are typically more variable than those in the laboratory, larger measurement uncertainties are expected on-site than what is reported on the accredited scope.
2. The CMC for scales and balances is highly dependent upon the resolution of the unit under test. The CMC presented here does not include the resolution of the unit under test. The resolution will be included in the reported measurement uncertainty at the time of calibration.



Jason Stine, Vice President





CERTIFICATE OF ACCREDITATION

The ANSI National Accreditation Board

Hereby attests that

System Scale Corporation
4901 N. St. Joseph Avenue
Evansville, IN 47720

Fulfills the requirements of

ISO/IEC 17025:2017

and national standard

ANSI/NCSL Z540-1-1994 (R2002)

In the fields of

CALIBRATION and DIMENSIONAL MEASUREMENT

This certificate is valid only when accompanied by a current scope of accreditation document.
The current scope of accreditation can be verified at www.anab.org.

Jason Stine, Vice President

Expiry Date: 17 May 2028

Certificate Number: AC-1756.15



This laboratory is accredited in accordance with the recognized International Standard ISO/IEC 17025:2017.
This accreditation demonstrates technical competence for a defined scope and the operation of a laboratory quality management system (refer to joint ISO-ILAC-IAF Communiqué dated April 2017).



SCOPE OF ACCREDITATION TO ISO/IEC 17025:2017

AND

ANSI/NCSL Z540-1-1994 (R2002)

System Scale Corporation

4901 N. St. Joseph Avenue

Evansville, IN 47720

Sean Rainey 501-562-2900 srainey@system-scale.com

CALIBRATION AND DIMENSIONAL MEASUREMENT

ISO/IEC 17025 Accreditation Granted: **22 April 2026**

Certificate Number: **AC-1756.15** Certificate Expiry Date: **17 May 2028**

Acoustics and Vibration

Parameter/Equipment	Range	Expanded Uncertainty of Measurement (+/-)	Reference Standard, Method, and/or Equipment
Sound Level Meters	1 kHz 94 dB 114 dB	0.6 dB 0.6 dB	Comparison to Sound Level Calibrator

Chemical Quantities

Parameter/Equipment	Range	Expanded Uncertainty of Measurement (+/-)	Reference Standard, Method, and/or Equipment
pH Meters ⁴	4 pH 7 pH 10 pH	0.032 pH 0.028 pH 0.02 pH	Comparison to Accredited pH Buffer Solutions
Conductivity Meters ⁴	10 µS/cm 100 µS/cm 1 000 µS/cm 1 413 µS/cm 10 000 µS/cm 100 000 µS/cm	0.62 µS/cm 2.3 µS/cm 4.7 µS/cm 4.6 µS/cm 52 µS/cm 430 µS/cm	Comparison to Conductivity Solutions

Chemical Quantities

Parameter/Equipment	Range	Expanded Uncertainty of Measurement (+/-)	Reference Standard, Method, and/or Equipment
Viscosity Measuring Equipment (Viscosity Cups, Viscometer, Rheometer)	Up to 60 000 cSt	2.9 % of reading	Comparison to Viscosity Standards, Stopwatch
Volumetric Dispensers	(1 to 100) mL (1 to 1 000) mL	0.063 mL 0.075 mL	ASTM E 542-01 and OEM validated procedures using Analytical Balance.

Electrical – DC/Low Frequency

Parameter/Equipment	Range	Expanded Uncertainty of Measurement (+/-)	Reference Standard, Method, and/or Equipment
DC Voltage – Source ¹	Up to 330 mV (0.33 to 3.3) V (3.3 to 33) V (33 to 330) V (100 to 1 000) V	16 μ V/V + 1 μ V 9 μ V/V + 2 μ V 10 μ V/V + 16 μ V 14 μ V/V + 0.12 mV 15 μ V/V + 1.2 mV	Comparison to Multiproduct Calibrator
DC Voltage – Measure ¹	Up to 100 mV (0.1 to 1) V (1 to 10) V (10 to 100) V (100 to 1 000) V	0.002 9 % of reading + 3.5 μ V 0.002 % of reading + 7 μ V 0.001 9 % of reading + 50 μ V 0.003 % of reading + 0.6 mV 0.003 2 % of reading + 10 mV	Comparison to Precision Digital Multimeter
DC Current – Source ¹	Up to 330 μ A (0.33 to 3.3) mA (3.3 to 33) mA (33 to 330) mA (0.33 to 1.1) A (1.1 to 3) A (3 to 11) A (11 to 20.5) A	0.12 mA/A + 20 nA 0.1 mA/A + 40 nA 79 μ A/A + 0.2 μ A 83 μ A/A + 1.9 μ A 0.16 mA/A + 31 μ A 0.3 mA/A + 31 μ A 0.39 mA/A + 0.4 mA 0.78 mA/A + 0.6 mA	Comparison to Multiproduct Calibrator
DC Current – Source for Clamp-on Current Meters ¹	(20 to 50) A (50 to 150) A (150 to 550) A (550 to 1 025) A	11 % of reading + 0.14 A 4.4 % of reading + 0.14 A 4.6 % of reading + 0.5 A 4.4 % of reading + 0.5 A	Comparison to Multiproduct Calibrator, 50-turn Coil

Electrical – DC/Low Frequency

Parameter/Equipment	Range	Expanded Uncertainty of Measurement (+/-)	Reference Standard, Method, and/or Equipment
DC Current – Measure ¹	Up to 100 μ A (0.1 to 1) mA (1 to 10) mA (10 to 100) mA (100 to 400) mA (0.4 to 1) A (1 to 3) A (3 to 10) A	0.039 % of reading + 25 nA 0.039 % of reading + 50 nA 0.039 % of reading + 2 μ A 0.039 % of reading + 5 μ A 0.039 % of reading + 20 μ A 0.039 % of reading + 0.2 mA 0.078 % of reading + 0.6 mA 0.12 % of reading + 0.8 mA	Comparison to Precision Digital Multimeter
Resistance – Source ¹ (Simulation)	Up to 11 Ω (11 to 33) Ω (33 to 110) Ω (110 to 330) Ω (0.33 to 1.1) k Ω (1.1 to 3.3) k Ω (3.3 to 11) k Ω (11 to 33) k Ω (33 to 110) k Ω (110 to 330) k Ω (0.33 to 1.1) M Ω (1.1 to 3.3) M Ω (3.3 to 11) M Ω (11 to 33) M Ω (33 to 110) M Ω (110 to 330) M Ω (330 to 1 100) M Ω	58 $\mu\Omega/\Omega$ + 7.8 m Ω 28 $\mu\Omega/\Omega$ + 12 m Ω 24 $\mu\Omega/\Omega$ + 12 m Ω 23 $\mu\Omega/\Omega$ + 16 m Ω 22 $\mu\Omega/\Omega$ + 16 m Ω 22 $\mu\Omega/\Omega$ + 0.16 Ω 22 $\mu\Omega/\Omega$ + 80 m Ω 23 $\mu\Omega/\Omega$ + 0.78 Ω 22 $\mu\Omega/\Omega$ + 0.78 Ω 25 $\mu\Omega/\Omega$ + 7.8 Ω 25 $\mu\Omega/\Omega$ + 7.8 Ω 48 $\mu\Omega/\Omega$ + 0.12 k Ω 0.1 m Ω/Ω + 0.19 k Ω 0.19 m Ω/Ω + 1.9 k Ω 0.39 m Ω/Ω + 2.3 k Ω 2.3 m Ω/Ω + 78 k Ω 0.012 % of reading + 0.39 M Ω	Comparison to Multiproduct Calibrator
Resistance – Measure ¹	Up to 10 Ω (10 to 100) Ω (0.1 to 1) k Ω (1 to 10) k Ω (10 to 100) k Ω (0.1 to 1) M Ω (1 to 10) M Ω (10 to 100) M Ω (0.1 to 1) G Ω	0.009 1 % of reading + 3 m Ω 0.007 8 % of reading + 4 m Ω 0.007 8 % of reading + 10 m Ω 0.007 8 % of reading + 0.1 Ω 0.007 8 % of reading + 1 Ω 0.007 8 % of reading + 10 Ω 0.031 % of reading + 0.1 k Ω 0.62 % of reading + 10 k Ω 1.6 % of reading + 0.1 M Ω	Comparison to Precision Digital Multimeter

Electrical – DC/Low Frequency

Parameter/Equipment	Range	Expanded Uncertainty of Measurement (+/-)	Reference Standard, Method, and/or Equipment
AC Voltage – Source ¹	(1 to 33) mV		Comparison to Multiproduct Calibrator
	(10 to 45) Hz	0.62 mV/V + 5 μV	
	45 Hz to 10 kHz	0.12 mV/V + 5 μV	
	(10 to 20) kHz	0.16 mV/V + 5 μV	
	(20 to 50) kHz	0.78 mV/V + 5 μV	
	(50 to 100) kHz	2.7 mV/V + 9 μV	
	(100 to 500) kHz	6.2 mV/V + 39 μV	
	(33 to 330) mV		
	(10 to 45) Hz	0.23 mV/V + 6 μV	
	45 Hz to 10 kHz	0.11 mV/V + 6 μV	
	(10 to 20) kHz	0.13 mV/V + 6 μV	
	(20 to 50) kHz	0.27 mV/V + 6 μV	
	(50 to 100) kHz	0.62 mV/V + 25 μV	
	(100 to 500) kHz	1.6 mV/V + 54 μV	
	(0.33 to 3.3) V		
	(10 to 45) Hz	0.23 mV/V + 39 μV	
	45 Hz to 10 kHz	0.12 mV/V + 47 μV	
	(10 to 20) kHz	0.15 mV/V + 47 μV	
	(20 to 50) kHz	0.23 mV/V + 39 μV	
	(50 to 100) kHz	0.54 mV/V + 97 μV	
	(100 to 500) kHz	1.9 mV/V + 0.47 mV	
	(3.3 to 33) V		
	(10 to 45) Hz	0.23 mV/V + 0.5 mV	
	45 Hz to 10 kHz	0.11 mV/V + 0.5 mV	
	(10 to 20) kHz	0.13 mV/V + 0.5 mV	
	(20 to 50) kHz	0.27 mV/V + 0.5 mV	
	(50 to 100) kHz	0.62 mV/V + 1.2 mV	
(33 to 330) V			
45 Hz to 1 kHz	0.15 mV/V + 1.6 mV		
1 kHz to 10 kHz	0.16 mV/V + 4.7 mV		
(10 to 20) kHz	0.19 mV/V + 4.7 mV		
(20 to 50) kHz	0.23 mV/V + 4.7 mV		
(50 to 100) kHz	1.6 mV/V + 39 mV		
(330 to 1 020) V			
45 Hz to 1 kHz	0.62 mV/V + 7.8 mV		
(1 to 5) kHz	0.62 mV/V + 7.8 mV		
(5 to 10) kHz	0.62 mV/V + 7.8 mV		

Electrical – DC/Low Frequency

Parameter/Equipment	Range	Expanded Uncertainty of Measurement (+/-)	Reference Standard, Method, and/or Equipment
AC Voltage – Measure ¹	Up to 100 mV		Comparison to Precision Digital Multimeter
	(3 to 5) Hz	0.78 % of reading + 40 μV	
	(5 to 10) Hz	0.27 % of reading + 40 μV	
	10 Hz to 20 kHz	0.047 % of reading + 40 μV	
	(20 to 50) kHz	0.093 % of reading + 50 μV	
	(50 to 100) kHz	0.47 % of reading + 80 μV	
	(100 to 300) kHz	3.1 % of reading + 0.5 mV	
	(0.1 to 1) V		
	(3 to 5) Hz	0.78 % of reading + 0.3 mV	
	(5 to 10) Hz	0.27 % of reading + 0.3 mV	
	10 Hz to 20 kHz	0.047 % of reading + 0.3 mV	
	(20 to 50) kHz	0.093 % of reading + 0.5 mV	
	(50 to 100) kHz	0.47 % of reading + 0.8 mV	
	(100 to 300) kHz	3.1 % of reading + 5 mV	
	(1 to 10) V		
	(3 to 5) Hz	0.78 % of reading + 3 mV	
	(5 to 10) Hz	0.27 % of reading + 3 mV	
	10 Hz to 20 kHz	0.047 % of reading + 3 mV	
	(20 to 50) kHz	0.093 % of reading + 5 mV	
	(50 to 100) kHz	0.47 % of reading + 8 mV	
	(100 to 300) kHz	3.1 % of reading + 50 mV	
	(10 to 100) V		
	(3 to 5) Hz	0.78 % of reading + 30 mV	
	(5 to 10) Hz	0.27 % of reading + 30 mV	
10 Hz to 20 kHz	0.047 % of reading + 30 mV		
(20 to 50) kHz	0.093 % of reading + 50 mV		
(50 to 100) kHz	0.47 % of reading + 80 mV		
(100 to 300) kHz	3.1 % of reading + 0.5 V		
(100 to 1 000) V			
(3 to 5) Hz	0.78 % of reading + 0.23 V		
(5 to 10) Hz	0.27 % of reading + 0.23 V		
10 Hz to 20 kHz	0.047 % of reading + 0.23 V		
(20 to 50) kHz	0.093 % of reading + 0.38 V		
(50 to 100) kHz	0.47 % of reading + 0.6 V		
(100 to 300) kHz	3.1 % of reading + 3.8 V		

Electrical – DC/Low Frequency

Parameter/Equipment	Range	Expanded Uncertainty of Measurement (+/-)	Reference Standard, Method, and/or Equipment
AC Current – Source ¹	(29 to 330) μ A		Comparison to Multiproduct Calibrator
	(10 to 20) Hz	0.23 % of reading + 80 nA	
	(20 to 45) Hz	0.21 % of reading + 80 nA	
	45 Hz to 1 kHz	0.2 % of reading + 80 nA	
	(1 to 5) kHz	0.29 % of reading + 0.12 μ A	
	(5 to 10) kHz	0.64 % of reading + 0.16 μ A	
	(10 to 30) kHz	1.3 % of reading + 0.31 μ A	
	(0.33 to 3.3) mA		
	(10 to 20) Hz	0.16 % of reading + 0.12 μ A	
	(20 to 45) Hz	0.1 % of reading + 0.12 μ A	
	45 Hz to 1 kHz	0.08 % of reading + 0.12 μ A	
	(1 to 5) kHz	0.16 % of reading + 0.16 μ A	
	(5 to 10) kHz	0.39 % of reading + 0.23 μ A	
	(10 to 30) kHz	0.78 % of reading + 0.47 μ A	
	(3.3 to 33) mA		
	(10 to 20) Hz	0.14 % of reading + 1.6 μ A	
	(20 to 45) Hz	0.07 % of reading + 1.6 μ A	
	45 Hz to 1 kHz	0.03 % of reading + 1.6 μ A	
	(1 to 5) kHz	0.06 % of reading + 1.6 μ A	
	(5 to 10) kHz	0.16 % of reading + 2.3 μ A	
	(10 to 30) kHz	0.31 % of reading + 3.1 μ A	
	(33 to 330) mA		
	(10 to 20) Hz	0.14 % of reading + 16 μ A	
	(20 to 45) Hz	0.07 % of reading + 16 μ A	
	45 Hz to 1 kHz	0.03 % of reading + 16 μ A	
	(1 to 5) kHz	0.08 % of reading + 39 μ A	
	(5 to 10) kHz	0.16 % of reading + 78 μ A	
	(10 to 30) kHz	0.31 % of reading + 0.16 mA	
(0.33 to 1.1) A			
(10 to 45) Hz	0.14 % of reading + 78 μ A		
45 Hz to 1kHz	0.04 % of reading + 78 μ A		
(1 to 5) kHz	0.47 % of reading + 0.78 mA		
(5 to 10) kHz	1.9 % of reading + 3.9 mA		
(1.1 to 3) A			
(10 to 45) Hz	0.14 % of reading + 78 μ A		
45 Hz to 1 kHz	0.05 % of reading + 78 μ A		
(1 to 5) kHz	0.48 % of reading + 0.78 mA		
(5 to 10) kHz	1.9 % of reading + 3.9 mA		

Electrical – DC/Low Frequency

Parameter/Equipment	Range	Expanded Uncertainty of Measurement (+/-)	Reference Standard, Method, and/or Equipment
AC Current – Source ¹	(3 to 11) A (45 to 100) Hz 100 Hz to 1 kHz (1 to 5) kHz	0.05 % of reading + 1.6 mA 0.08 % of reading + 1.6 mA 2.3 % of reading + 1.6 mA	Comparison to Multiproduct Calibrator
	(11 to 20.5) A (45 to 100) Hz (100 to 440) Hz (1 to 5) kHz	0.14 % of reading + 3.9 mA 0.16 % of reading + 3.9 mA 2.3 % of reading + 3.9 mA	
AC Current – Source for Clamp-on Current Meters ¹	(20 to 55) A (46 to 65) Hz (45 to 440) Hz	3.2 % of reading + 0.25 A 9.2 % of reading + 0.25 A	Comparison to Multiproduct Calibrator, 50-turn Coil
	(55 to 150) A (46 to 65) Hz (45 to 440) Hz	9.6 % of reading + 0.25 A 8.5 % of reading + 0.25 A	
	(150 to 550) A (46 to 65) Hz (45 to 440) Hz	4.2 % of reading + 0.9 A 4.3 % of reading + 0.9 A	
	(550 to 1 025) A (46 to 65) Hz (45 to 440) Hz	7.7 % of reading + 0.9 A 7.8 % of reading + 0.9 A	
AC Current – Measure ¹	Up to 100 μ A (3 to 5) Hz (5 to 10) Hz 10 Hz to 5 kHz (5 to 10) kHz	0.85 % of reading + 60 μ A 0.27 % of reading + 60 μ A 0.12 % of reading + 60 μ A 0.27 % of reading + 0.7 mA	Comparison to Precision Digital Multimeter
	100 μ A to 1 mA (3 to 5) Hz (5 to 10) Hz 10 Hz to 5 kHz (5 to 10) kHz	0.78 % of reading + 0.4 μ A 0.23 % of reading + 0.4 μ A 0.08 % of reading + 0.4 μ A 0.16 % of reading + 2.5 μ A	
	(1 to 10) mA (3 to 5) Hz (5 to 10) Hz 10 Hz to 5 kHz (5 to 10) kHz	0.85 % of reading + 6 μ A 0.27 % of reading + 6 μ A 0.12 % of reading + 6 μ A 0.28 % of reading + 7 μ A	
	(10 to 100) mA (3 to 5) Hz (5 to 10) Hz 10 Hz to 5 kHz (5 to 10) kHz	0.78 % of reading + 40 μ A 0.23 % of reading + 40 μ A 0.08 % of reading + 40 μ A 0.16 % of reading + 0.25 mA	

Electrical – DC/Low Frequency

Parameter/Equipment	Range	Expanded Uncertainty of Measurement (+/-)	Reference Standard, Method, and/or Equipment	
AC Current – Measure ¹	(100 to 400) mA	0.78 % of reading + 0.4 mA	Comparison to Precision Digital Multimeter	
	(3 to 5) Hz	0.23 % of reading + 0.4 mA		
	(5 to 10) Hz	0.08 % of reading + 0.4 mA		
	10 Hz to 1 kHz	0.16 % of reading + 2.8 mA		
	(1 to 10) kHz			
	(0.4 to 1) A	0.78 % of reading + 0.4 mA		
	(3 to 5) Hz	0.23 % of reading + 0.4 mA		
	(5 to 10) Hz	0.08 % of reading + 0.4 mA		
	10 Hz to 5 kHz	0.27 % of reading + 7 mA		
	(5 to 10) kHz			
	(1 to 3) A	0.85 % of reading + 1.8 mA		
	(3 to 5) Hz	0.27 % of reading + 1.8 mA		
	(5 to 10) Hz	0.20 % of reading + 1.8 mA		
	10 Hz to 5 kHz	0.32 % of reading + 21 mA		
(5 to 10) kHz				
(3 to 10) A	0.85 % of reading + 6 mA	Comparison to Multiproduct Calibrator		
(3 to 5) Hz	0.27 % of reading + 6 mA			
(5 to 10) Hz	0.12 % of reading + 6 mA			
10 Hz to 5 kHz	0.29 % of reading + 70 mA			
(5 to 10) kHz				
Capacitance – Source ¹ (Simulation)				
10 Hz to 10 kHz	(0.19 to 0.4) nF		1.3 % of reading + 7.8 pF	Comparison to Multiproduct Calibrator
10 Hz to 10 kHz	(0.4 to 1.1) nF		0.47 % of reading + 7.8 pF	
10 Hz to 3 kHz	(1.1 to 3.3) nF		0.39 % of reading + 7.8 pF	
10 Hz to 1 kHz	(3.3 to 11) nF		0.21 % of reading + 7.8 pF	
10 Hz to 1 kHz	(11 to 33) nF		0.19 % of reading + 78 pF	
10 Hz to 1 kHz	(33 to 110) nF		0.19 % of reading + 78 pF	
10 Hz to 1 kHz	(110 to 330) nF		0.19 % of reading + 0.23 nF	
(10 to 600) Hz	(0.33 to 1.1) μF		0.19 % of reading + 0.78 nF	
(10 to 300) Hz	(1.1 to 3.3) μF	0.19 % of reading + 2.3 nF		
(10 to 150) Hz	(3.3 to 11) μF	0.19 % of reading + 7.8 nF		
(10 to 120) Hz	(11 to 33) μF	0.31 % of reading + 23 nF		
(10 to 80) Hz	(33 to 110) μF	0.35 % of reading + 78 nF		
DC to 50 Hz	(110 to 330) μF	0.35 % of reading + 0.23 μF		
DC to 20 Hz	(0.33 to 1.1) mF	0.35 % of reading + 0.78 μF		
DC to 6 Hz	(1.1 to 3.3) mF	0.35 % of reading + 2.3 μF		
DC to 2 Hz	(3.3 to 11) mF	0.35 % of reading + 7.8 μF		
DC to 0.6 Hz	(11 to 33) mF	0.58 % of reading + 23 μF		
DC to 0.2 Hz	(33 to 110) mF	0.86 % of reading + 78 μF		

Electrical – DC/Low Frequency

Parameter/Equipment	Range	Expanded Uncertainty of Measurement (+/-)	Reference Standard, Method, and/or Equipment
Capacitance – Measure ¹	Up to 1 nF (1 to 10) nF (10 to 100) nF (0.1 to 1) μF (1 to 10) μF (10 to 100) μF (0.1 to 1) mF (1 to 10) mF (10 to 100) mF	1.6 % of reading + 25 pF 0.78 % of reading + 50 pF 0.78 % of reading + 0.5 nF 0.78 % of reading + 5 nF 0.78 % of reading + 50 nF 0.78 % of reading + 0.5 μF 0.78 % of reading + 5 μF 0.78 % of reading + 50 μF 3.1 % of reading + 0.2 mF	Comparison to Precision Digital Multimeter
Electrical Simulation of RTD Indicating Devices – Source ¹	Pt 385, 100 Ω (-200 to -80) °C (-80 to 0) °C (0 to 100) °C (100 to 300) °C (300 to 400) °C (400 to 630) °C (630 to 800) °C Pt 3926, 100 Ω (-200 to -80) °C (-80 to 0) °C (0 to 100) °C (100 to 300) °C (300 to 400) °C (400 to 630) °C Pt 3916, 100 Ω (-200 to -190) °C (-190 to -80) °C (-80 to 0) °C (0 to 100) °C (100 to 260) °C (260 to 300) °C (300 to 400) °C (400 to 600) °C (600 to 630) °C	0.25 °C 0.25 °C 0.28 °C 0.28 °C 0.29 °C 0.31 °C 0.37 °C 0.26 °C 0.26 °C 0.28 °C 0.3 °C 0.32 °C 0.33 °C 0.3 °C 0.24 °C 0.25 °C 0.27 °C 0.29 °C 0.28 °C 0.3 °C 0.3 °C 0.35 °C	Comparison to Multiproduct Calibrator

Electrical – DC/Low Frequency

Parameter/Equipment	Range	Expanded Uncertainty of Measurement (+/-)	Reference Standard, Method, and/or Equipment
Electrical Simulation of RTD Indicating Devices – Source 1	Pt 385, 200 Ω		Comparison to Multiproduct Calibrator
	(-200 to -80) °C	0.23 °C	
	(-80 to 0) °C	0.24 °C	
	(0 to 100) °C	0.27 °C	
	(100 to 260) °C	0.29 °C	
	(260 to 300) °C	0.29 °C	
	(300 to 400) °C	0.31 °C	
	(400 to 600) °C	0.31 °C	
	(600 to 630) °C	0.32 °C	
	Pt 385, 500 Ω		
	(-200 to -80) °C	0.23 °C	
	(-80 to 0) °C	0.25 °C	
	(0 to 100) °C	0.27 °C	
	(100 to 260) °C	0.29 °C	
	(260 to 300) °C	0.28 °C	
	(300 to 400) °C	0.3 °C	
	(400 to 600) °C	0.3 °C	
	(600 to 630) °C	0.31 °C	
	Pt 385, 1 000 Ω		
	(-200 to -80) °C	0.22 °C	
	(-80 to 0) °C	0.24 °C	
	(0 to 100) °C	0.27 °C	
	(100 to 260) °C	0.29 °C	
	(260 to 300) °C	0.28 °C	
	(300 to 400) °C	0.29 °C	
	(400 to 600) °C	0.3 °C	
	(600 to 630) °C	0.35 °C	
	PtNi 385, 120 Ω		
	(-80 to 0) °C	0.25 °C	
	(0 to 100) °C	0.27 °C	
(100 to 260) °C	0.31 °C		
Cu 427, 10 Ω			
(-100 to 260) °C	0.34 °C		

Electrical – DC/Low Frequency

Parameter/Equipment	Range	Expanded Uncertainty of Measurement (+/-)	Reference Standard, Method, and/or Equipment
Electrical Simulation of Thermocouple Indicating Devices – Source/Measure ¹	Type B		Comparison to Multiproduct Calibrator
	(600 to 800) °C	0.52 °C	
	(800 to 1 000) °C	0.36 °C	
	(1 000 to 1 550) °C	0.34 °C	
	(1 550 to 1 820) °C	0.39 °C	
	Type C		
	(0 to 150) °C	0.33 °C	
	(150 to 650) °C	0.33 °C	
	(650 to 1 000) °C	0.35 °C	
	(1 000 to 1 800) °C	0.49 °C	
	(1 800 to 2 316) °C	0.72 °C	
	Type E		
	(-250 to -100) °C	0.48 °C	
	(-100 to -25) °C	0.26 °C	
	(-25 to 350) °C	0.28 °C	
	(350 to 650) °C	0.3 °C	
	(650 to 1 000) °C	0.3 °C	
	Type J		
	(-210 to -100) °C	0.32 °C	
	(-100 to -30) °C	0.27 °C	
	(-30 to 150) °C	0.26 °C	
	(150 to 760) °C	0.3 °C	
	(760 to 1 200) °C	0.3 °C	
	Type K		
(-200 to -100) °C	0.35 °C		
(-100 to -25) °C	0.27 °C		
(-25 to 120) °C	0.26 °C		
(120 to 1 000) °C	0.32 °C		
(1 000 to 1 372) °C	0.4 °C		
Type L			
(-200 to -100) °C	0.52 °C		
(-100 to 800) °C	0.32 °C		
(800 to 900) °C	0.3 °C		

Electrical – DC/Low Frequency

Parameter/Equipment	Range	Expanded Uncertainty of Measurement (+/-)	Reference Standard, Method, and/or Equipment
Electrical Simulation of Thermocouple Indicating Devices – Source/Measure	Type K		Comparison to Multiproduct Calibrator
	(-200 to -100) °C	0.35 °C	
	(-100 to -25) °C	0.27 °C	
	(-25 to 120) °C	0.26 °C	
	(120 to 1 000) °C	0.32 °C	
	(1 000 to 1 372) °C	0.4 °C	
	Type L		
	(-200 to -100) °C	0.52 °C	
	(-100 to 800) °C	0.32 °C	
	(800 to 900) °C	0.3 °C	
	Type N		
	(-200 to -100) °C	0.53 °C	
	(-100 to -25) °C	0.29 °C	
	(-25 to 120) °C	0.27 °C	
	(120 to 410) °C	0.28 °C	
	(410 to 1 300) °C	0.32 °C	
	Type R		
	(0 to 250) °C	0.52 °C	
	(250 to 400) °C	0.38 °C	
	(400 to 1 000) °C	0.36 °C	
	(1 000 to 1 767) °C	0.43 °C	
Type S			
(0 to 250) °C	0.45 °C		
(250 to 1000) °C	0.39 °C		
(1 000 to 1 400) °C	0.39 °C		
(1 400 to 1 767) °C	0.45 °C		
Type T			
(-250 to -150) °C	0.56 °C		
(-150 to 0) °C	0.31 °C		
(0 to 120) °C	0.27 °C		
(120 to 400) °C	0.26 °C		
Type U			
(-200 to 0) °C	0.51 °C		
(0 to 600) °C	0.33 °C		

Electrical – DC/Low Frequency

Parameter/Equipment	Range	Expanded Uncertainty of Measurement (+/-)	Reference Standard, Method, and/or Equipment
Oscilloscopes ^{1,2} Amplitude – DC into 50 Ω load into 1 MΩ load	(-6 to 6) V (-130 to 130) V	0.2 % of reading + 40 μV 0.06 % of reading + 40 μV	Comparison to Multiproduct Calibrator with 600 MHz Scope Option
Amplitude – Square Wave into 50 Ω load	10 Hz to 10 kHz 1 mVp-p to 6.6 Vp-p	0.19 % of reading + 40 μV	
Amplitude – Square Wave into 1 MΩ load	10 Hz to 10 kHz 1 mVp-p to 130 Vp-p	0.08 % of reading + 40 μV	
Leveled Sine Wave into 50 Ω load	5 mVp-p to 5.5 Vp-p 50 kHz 50 kHz to 100 MHz (100 to 300) MHz (300 to 600) MHz	1.6 % of reading + 0.3 mV 2.7 % of reading + 0.3 mV 3.1 % of reading + 0.3 mV 4.7 % of reading + 0.3 mV	
Bandwidth/Flatness (50 kHz Reference)	50 kHz to 100 MHz (100 to 300) MHz (300 to 600) MHz	1.2 % of reading + 0.1 mV 1.6 % of reading + 0.1 mV 3.1 % of reading + 0.1 mV	
Time Markers	(2 to 5) ns 10 ns (20 to 50) ns 100 ns to 20 ms 50 ms to 5 s	2 μs/s 2 μs/s 2 μs/s 2 μs/s (19 + 1 000t) μs/s	

Length – Dimensional Metrology

Parameter/Equipment	Range	Expanded Uncertainty of Measurement (+/-)	Reference Standard, Method, and/or Equipment
Gage Balls	(0.039 to 0.5) in (0.5 to 2) in	67 μin 100 μin	Comparison to Universal Length Measuring Machine
Gage Blocks ²	(0.005 to 1) in (1 to 4) in	6 μin (0.7 + 5.3L) μin	Comparison to Gage Block Comparator, Grade 00 Gage Blocks

Length – Dimensional Metrology

Parameter/Equipment	Range	Expanded Uncertainty of Measurement (+/-)	Reference Standard, Method, and/or Equipment
Plain Ring Gages	(0.4 to 4) in	63 μ in	Comparison to Universal Length Measuring Machine, XXX Master Rings
Angle Indicators, Protractors	0.25°, 0.5°, 1°, 2°, 3°, 4°, 5°, 10°, 15°, 20°, 25°, 30°	0.21°	Comparison to Angle Blocks
Micrometers ^{1,2} (ID, OD, and Depth)	Up to 6 in (6 to 60) in	47 μ in (34 + 6L) μ in	Comparison to Gage Blocks (Federal Grade 2, ASME Grade 0)
Calipers ^{1,2} (ID, OD, and Depth)	Up to 6 in (6 to 84) in	38 μ in (30 + 3.1L) μ in	Comparison to Gage Blocks (Federal Grade 2, ASME Grade 0)
Indicators ¹	Up to 2 in	28 μ in	Comparison to Gage Blocks, Universal Length Measuring Machine
Pin Gages, Plain Plug Gages	(0.01 to 0.2) in (0.2 to 2) in	42 μ in 170 μ in	Comparison to Gage Blocks, Universal Length Measuring Machine
Micrometer Standards (End Rods)	(0.005 to 4) in (4 to 12) in (12 to 24) in	34 μ in 77 μ in 150 μ in	Comparison to Gage Blocks, Universal Length Measuring Machine
Rulers ¹	Up to 48 in	0.009 6 in	Comparison to Master Steel Ruler
Height Gauges ^{1,2}	Up to 24 in	(44 + 2.1L) μ in	Comparison to Gage Blocks (Federal Grade 2, ASME Grade 0)

Length – Dimensional Metrology

Parameter/Equipment	Range	Expanded Uncertainty of Measurement (+/-)	Reference Standard, Method, and/or Equipment
Optical Comparators ^{1,2}			
Linearity	Up to 10 in	120 μin	Comparison to Glass Masters
X-Y Squareness	Up to 0.5 in	170 μin	
Angle	Up to 90°	40"	
Magnification	10X, 20X, 31.25X, 50X, 61.25X, and 100X	0.001 1 μin	
Profilometers ¹	Ra: (2 to 250) μin	0.19 μin	Comparison to Roughness Specimen
Surface Plates ^{1,2}			In accordance with ASME B89.3.7 using: Electronic Levels
Overall Flatness	(16.9 to 161) inDL	(5.7 + 1.3DL) μin	Repeat-O-Meter
Local Area Flatness (Repeat Readings)	Up to 0.002 in	24 μin	
Thread Plug Gages			Comparison to Universal Length Measuring Machine, Thread Wires
Major Diameter	Up to 4 in	190 μin	
Pitch Diameter	Up to 4 in	72 μin	
Coordinate Measuring Machines ^{1,2}			Comparison to Step Bar
Linear Accuracy	Up to 24 in	(120 + 4L) μin	
Volumetric Accuracy	Up to 24 in	(270 + 4L) μin	
Sphere Repeatability	1 in	170 μin	Sphere

Mass and Mass Related

Parameter/Equipment	Range	Expanded Uncertainty of Measurement (+/-)	Reference Standard, Method, and/or Equipment
Micro Balances ^{1,2}			ASTM E617 Class 1 weights, NIST HB44, and WI-09 utilized in the calibration of the weighing system.
Resolution (0.01 to 0.05) mg	Up to 9 g (9 to 100) g	0.002 3 % of reading + 0.58d 0.000 36 % of reading + 0.58d	
Resolution (0.1 to 0.5) mg	Up to 9 g (9 to 200) g	0.000 61 % of reading + 0.58d 0.000 14 % of reading + 0.58d	

Mass and Mass Related

Parameter/Equipment	Range	Expanded Uncertainty of Measurement (+/-)	Reference Standard, Method, and/or Equipment
Class I Balances and equivalent ¹ Resolution: (1 to 10) mg	Up to 200 g	0.000 042 % of reading + 0.58d	ASTM E617 Class 1 weights, NIST HB44, and WI-09 utilized in the calibration of the weighing system.
Class II Balances and equivalent ¹ Resolution: (1 to 10) mg Resolution: 10 mg to 5 g	Up to 200 g Up to 50 kg	0.000 019 % of reading + 0.58d 0.000 084 % of reading + 0.58d	ASTM E617 Class 1 or Class 2 weights, NIST HB44, and WI-09 utilized in the calibration of the weighing system.
Class III Scales and equivalent ¹ Resolution: (0.000 2 to 0.000 5) lb Resolution: (0.001 to 50) lb Using Substitution Loads Resolution: (0.1 to 50) lb	Up to 5 lb Up to 50 000 lb Up to 50 000 lb	0.005 6 % of reading + 0.58d 0.002 9 % of reading + 0.58d 0.005 8 % of reading + 0.58d	NIST Class F weights, NIST HB 44, and WI-09 utilized in the calibration of the weighing system.
Class III L, Class IV Scales and equivalent ¹ Resolution: (10 to 50) lb	Up to 400 000 lb	0.009 4 % of reading + 0.58d	NIST Class F weights, Specific Customer Mass, NIST HB 44, and WI-09 utilized in the calibration of the weighing system.
Unclassified High-Resolution Scales ¹ Resolution: (0.000 1 to 0.000 5) lb Resolution: (0.001 to 10) lb	Up to 50 lb Up to 50 000 lb	0.007 4 % of reading + 0.58d 0.006 % of reading + 0.58d	NIST Class F weights, Specific Customer Mass, NIST HB 44, and WI-09 utilized in the calibration of the weighing system.
Mass – Determination ^{1,3} (Avoirdupois) Resolution: 0.5 lb 1 lb 2 lb 5 lb 10 lb 20 lb 50 lb	(5 000 to 150 000) lb (5 000 to 150 000) lb (5 000 to 150 000) lb (5 000 to 150 000) lb (5 000 to 150 000) lb (5 000 to 150 000) lb (5 000 to 150 000) lb	0.29 lb 0.58 lb 1.2 lb 2.9 lb 5.8 lb 12 lb 29 lb	Onsite calibration of customer supplied mass using WI-10 modified Single Substitution and Class III, III L, or Unclassified Scale.



ANSI National Accreditation Board

Mass and Mass Related

Parameter/Equipment	Range	Expanded Uncertainty of Measurement (+/-)	Reference Standard, Method, and/or Equipment
<p>Mass – Determination (Avoirdupois)</p>	1/32 oz	25 µg	<p>ASTM E617 Class 4 weights, NIST IR 6969, and SOP 4, SOP 7, or SOP 8, Balances.</p>
	1/16 oz	33 µg	
	1/8 oz	39 µg	
	1/4 oz	59 µg	
	1/2 oz	82 µg	
	1 oz	0.11 mg	
	2 oz	0.17 mg	
	4 oz	0.39 mg	
	8 oz	0.69 mg	
	1 lb	1.1 mg	
	2 lb	2.1 mg	
	3 lb	3.2 mg	
	5 lb	5.3 mg	
	10 lb	11 mg	
	20 lb	21 mg	
	25 lb	0.17 g	
	50 lb	0.42 g	
250 lb	5 g		
500 lb	4.1 g		
1 000 lb	14 g		
2 500 lb	86 g		
3 000 lb	0.11 kg		
5 000 lb	0.18 kg		
6 000 lb	0.18 kg		



ANSI National Accreditation Board

Mass and Mass Related

Parameter/Equipment	Range	Expanded Uncertainty of Measurement (+/-)	Reference Standard, Method, and/or Equipment
Mass – Determination (SI)	1 mg	6.2 µg	ASTM E617 Class 0 weights, NIST IR 6969, and SOP 4, SOP 7, or SOP 8, Balances.
	2 mg	3 µg	
	3 mg	2.1 µg	
	5 mg	4.6 µg	
	10 mg	3.6 µg	
	20 mg	3.3 µg	
	30 mg	2.6 µg	
	50 mg	3 µg	
	100 mg	6.3 µg	
	200 mg	6 µg	
	300 mg	3.9 µg	
	500 mg	5.6 µg	
	1 g	9.8 µg	
	2 g	9.2 µg	
	3 g	12 µg	
	5 g	11 µg	
	10 g	18 µg	
	20 g	27 µg	
	30 g	32 µg	
	50 g	40 µg	
100 g	0.11 mg		
200 g	0.25 mg		
300 g	0.37 mg		
500 g	0.47 mg		
1 kg	0.97 mg		
2 kg	1.7 mg		
3 kg	4.1 mg		
5 kg	4.3 mg		
10 kg	23 mg		
Mass – Determination (SI)	20 kg	60 mg	NIST Class F Weights, NIST IR 6969, and SOP 4, SOP 5, or SOP 8, Balances.
	25 kg	0.31 g	
	200 kg	4.6 g	
Weight Carts	3 000 lb	0.17 lb	NIST Class F Weights, SOP 33, Balance or Scale
	5 000 lb	0.31 lb	
	6 000 lb	0.34 lb	
Force Gages ¹	Up to 200 lbf	0.076 lbf	Comparison to Load Cells
	(200 to 10 000) lbf	0.001 2 % of reading + 0.14 lbf	
	(10 000 to 100 000) lbf	0.002 5 % of reading + 0.01 lbf	

Mass and Mass Related

Parameter/Equipment	Range	Expanded Uncertainty of Measurement (+/-)	Reference Standard, Method, and/or Equipment
Pressure Gauges ¹	Up to 300 psig Up to 1 000 psig Up to 10 000 psig	0.11 psi 0.73 psi 4.7 psi	Comparison to Pressure Calibrator with
Pressure/Vacuum Gages ¹	(-15 to 15) psi	0.12 psi	Comparison to Pressure Calibrator with Pressure Module
Torque Tools ¹	Up to 50 lbf·in (50 to 250) lbf·in (250 to 400) lbf·in (400 to 1 000) lbf·in (1 000 to 2 500) lbf·in Up to 100 lbf·ft (100 to 250) lbf·ft (250 to 600) lbf·ft (600 to 2 000) lbf·ft	0.08 lbf·in 0.73 lbf·in 1.2 lbf·in 2.9 lbf·in 7.3 lbf·in 0.29 lbf·ft 1.8 lbf·ft 8.1 lbf·ft 11 lbf·ft	Comparison to Torque Transducers
Torque Transducers ¹	Up to 83 lbf·ft (83 to 250) lbf·ft (250 to 2 000) lbf·ft	0.012 % of reading 0.018 % of reading 0.032 % of reading	Comparison to Radius Arms, NIST Class F Weights
Rockwell and Superficial Hardness Testers ¹	43.6 HRA 73 HRA 80.9 HRA 53.3 HRBW 73.6 HRBW 94.1 HRBW 26.1 HRC 49.1 HRC 64.5 HRC	0.48 HRA 0.46 HRA 0.73 HRA 0.74 HRBW 0.65 HRBW 0.65 HRBW 0.64 HRC 0.51 HRC 0.86 HRC	ASTM E-18 Indirect Verification using Hardness Test Blocks.

Mass and Mass Related

Parameter/Equipment	Range	Expanded Uncertainty of Measurement (+/-)	Reference Standard, Method, and/or Equipment
Durometers ²			Direct verification per ASTM D2240 using
Spring Force			Durocalibrator
Shore A, B, C	Up to 822 gf	0.25 gf	
Shore D	Up to 4 535.9 gf	0.55 gf	
Indenter Geometry			Optical Comparator
Angle	(30 to 35)°	0.066°	
Radius	0.098 in	260 μin	
Indenter Extension Length	0.098 in	250 μin	Optical Comparator

Photometry and Radiometry

Parameter/Equipment	Range	Expanded Uncertainty of Measurement (+/-)	Reference Standard, Method, and/or Equipment
Gloss Meters ²	20° (40 to 100) GU	0.29 GU	Comparison to Standard Gloss Tiles
	60° (40 to 100) GU	0.74 GU	
	85° (40 to 100) GU	0.64 GU	

Thermodynamic

Parameter/Equipment	Range	Expanded Uncertainty of Measurement (+/-)	Reference Standard, Method, and/or Equipment
Relative Humidity Sensors ¹	(5 to 95) % RH	2.4 % RH	Comparison to Humidity Chamber, Reference Probe, Thermohygrometer
Infrared Thermometers ¹ (non-contact)	35 °C 100 °C 200 °C 350 °C 500 °C	1.2 °C 1.7 °C 2.4 °C 3.7 °C 5 °C	Comparison to Blackbody Source (flat-plate) ε = 0.95, λ = (8 to 14) μm

Thermodynamic

Parameter/Equipment	Range	Expanded Uncertainty of Measurement (+/-)	Reference Standard, Method, and/or Equipment
Temperature – Source ¹ (Temperature Probes, Mechanical Indicators, etc.)	-200 °C (-200 to -40) °C (-40 to 100) °C (100 to 660) °C	0.12 °C 0.048 °C 0.028 °C 2.9 °C	Comparison to Drywell, Indicator with PRT
Temperature – Source ¹ (Temperature Probes, Mechanical Indicators, etc.)	(660 to 1 200) °C	4.7 °C	Comparison to Drywell, Environmental Chamber, Indicator with Type S Thermocouple Probe
Temperature – Measure ¹	(-200 to 0) °C	0.12 °C	Comparison to Indicator with PRT
Temperature – Measure ¹	(0 to 660) °C (660 to 1 450) °C	2.9 °C 3.5 °C	Comparison to Indicator with Type S Thermocouple Probe

Time and Frequency

Parameter/Equipment	Range	Expanded Uncertainty of Measurement (+/-)	Reference Standard, Method, and/or Equipment
Stopwatches/Timers ¹	Up to 1 d	3.5 s/d	US National Time, Stopwatch; NIST SP 960-12
Frequency – Source ¹	10 mHz to 120 Hz 120 Hz to 2 MHz	37 μHz/Hz + 3.9 μHz 2 μHz/Hz + 3.9 μHz	Comparison to Multiproduct Calibrator
Frequency – Measure ¹	100 mV to 1 000 V (3 to 5) Hz (5 to 10) Hz (10 to 40) Hz 40 Hz to 300 kHz 300 kHz to 1 MHz	0.078 % of reading 0.039 % of reading 0.028 % of reading 0.013 % of reading 0.013 % of reading	Comparison to Precision Digital Multimeter
Tachometer ^{1,2} (non-contact)	Up to 10 rpm (500 to 200 000) rpm	0.006 % of reading 0.005 % of reading	Comparison to Fluke 754 Documenting Process Calibrator, Light Emitting Diode

DIMENSIONAL MEASUREMENT

2 Dimensional

Parameter/Equipment	Range	Expanded Uncertainty of Measurement (+/-)	Reference Standard, Method, and/or Equipment
Angle ²	Up to 360°	13"	Coordinate Measuring Machine utilized as the reference standard for Angle Measurements.


3 Dimensional

Parameter/Equipment	Range	Expanded Uncertainty of Measurement (+/-)	Reference Standard, Method, and/or Equipment
Gages, Fixtures Diameter, Length	Up to 24 in x 12 in x 8 in	650 μin	Coordinate Measuring Machine utilized as the reference standard for Length Measurements on Gages and/or Fixtures.
Flatness		410 μin	
Parallelism		400 μin	
Perpendicularity		380 μin	

Calibration and Measurement Capability (CMC) is expressed in terms of the measurement parameter, measurement range, expanded uncertainty of measurement and reference standard, method, and/or equipment. The expanded uncertainty of measurement is expressed as the standard uncertainty of the measurement multiplied by a coverage factor of 2 ($k=2$), corresponding to a confidence level of approximately 95%.

Notes:

1. On-site calibration service is available for this parameter, since on-site conditions are typically more variable than those in the laboratory, larger measurement uncertainties are expected on-site than what is reported on the accredited scope.
2. R = resolution of the device; L = length in inches; " = arc-second; DL = diagonal length in inches; GU = gloss unit; rpm = revolutions per minute; d = scale divisions; t = time setpoint in setpoint units of measure.
3. The uncertainties for mass calibration onsite using WI-10 do not account for local environmental contributors. These contributors will be included in the reported uncertainties at the time of calibration.
4. The values found in the Range column are nominal. The actual Accredited values will be utilized at the time of calibration, with the associated Uncertainty.
5. Unless otherwise specified in the far-right column above, the laboratory utilizes internally written calibration procedures in the process of calibrating the parameters listed in this document.



Jason Stine, Vice President



CERTIFICATE OF ACCREDITATION

The ANSI National Accreditation Board

Hereby attests that

System Scale Corporation

4393 West 96th Street
Indianapolis, IN 46268

Fulfills the requirements of

ISO/IEC 17025:2017

and national standard

ANSI/NCSL Z540-1-1994 (R2002)

In the field of

CALIBRATION

This certificate is valid only when accompanied by a current scope of accreditation document.
The current scope of accreditation can be verified at www.anab.org.

Jason Stine, Vice President
Expiry Date: 01 February 2027
Certificate Number: AC-1756.08



This laboratory is accredited in accordance with the recognized International Standard ISO/IEC 17025:2017.
This accreditation demonstrates technical competence for a defined scope and the operation of a laboratory
quality management system (refer to joint ISO-ILAC-IAF Communiqué dated April 2017).

SCOPE OF ACCREDITATION TO ISO/IEC 17025:2017

AND

ANSI/NCSL Z540-1-1994 (R2002)

System Scale Corporation

4393 West 96th Street
Indianapolis, IN 46268
Sean Rainey 501-562-2900 srainey@system-scale.com

CALIBRATION

Valid to: **February 1, 2027**

Certificate Number: **AC-1756.08**


Mass and Mass Related

Parameter/Equipment	Range	Expanded Uncertainty of Measurement (+/-)	Reference Standard, Method, and/or Equipment
Scales and Balances ^{1,2} (SI)	Up to 100 g (100 to 200) g (200 to 500) g (500 to 1 000) g (1 to 5) kg (5 to 10) kg (10 to 325) kg	0.000 25 % of reading + 55 µg 0.000 27 % of reading + 45 µg 0.000 27 % of reading + 64 µg 0.000 32 % of reading - 0.23 mg 0.000 28 % of reading + 0.39 mg 0.000 3 % of reading - 1.1 mg 0.012 % of reading	ASTM E617 Class 1, 6, 7, and NIST Class F weights utilizing NIST Handbook 44, ASTM E898, and EURAMET Guide No. 18 for the calibration of the weighing system.
Scales and Balances ^{1,2} (Avoirdupois)	Up to 5 lb (5 to 30) lb (30 to 100) lb (100 to 500) lb (500 to 1 000) lb (1 000 to 5 000) lb (5 000 to 10 000) lb (10 000 to 20 000) lb (20 000 to 50 000) lb (50 000 to 200 000) lb	0.018 % of reading + 0.000 01 lb 0.013 % of reading - 0.000 13 lb 0.012 % of reading + 0.000 3 lb 0.012 % of reading + 0.001 7 lb 0.011 % of reading + 0.016 lb 0.012 % of reading + 0.016 lb 0.013 % of reading + 0.01 lb 0.012 % of reading + 0.23 lb 0.012 % of reading + 0.5 lb 0.03 % of reading - 8.8 lb	ASTM E617 Class 1, 6, 7, and NIST Class F weights utilizing NIST Handbook 44, ASTM E898, and EURAMET Guide No. 18 for the calibration of the weighing system.

Calibration and Measurement Capability (CMC) is expressed in terms of the measurement parameter, measurement range, expanded uncertainty of measurement and reference standard, method, and/or equipment. The expanded uncertainty of measurement is expressed as the standard uncertainty of the measurement multiplied by a coverage factor of 2 ($k=2$), corresponding to a confidence level of approximately 95%.

Notes:

1. On-site calibration service is available for this parameter, since on-site conditions are typically more variable than those in the laboratory, larger measurement uncertainties are expected on-site than what is reported on the accredited scope.
2. The CMC for scales and balances is highly dependent upon the resolution of the unit under test. The CMC presented here does not include the resolution of the unit under test. The resolution will be included in the reported measurement uncertainty at the time of calibration.
3. This scope is formatted as part of a single document including Certificate of Accreditation No. AC-1756.08.



Jason Stine, Vice President





CERTIFICATE OF ACCREDITATION

The ANSI National Accreditation Board

Hereby attests that

System Scale Corporation

595 Pearl Park Plaza
Jackson, MS 39208

Fulfills the requirements of

ISO/IEC 17025:2017

and national standard

ANSI/NCSL Z540-1-1994 (R2002)

In the field of

CALIBRATION

This certificate is valid only when accompanied by a current scope of accreditation document.
The current scope of accreditation can be verified at www.anab.org.

Jason Stine, Vice President
Expiry Date: 01 February 2027
Certificate Number: AC-1756.06



This laboratory is accredited in accordance with the recognized International Standard ISO/IEC 17025:2017.
This accreditation demonstrates technical competence for a defined scope and the operation of a laboratory
quality management system (refer to joint ISO-ILAC-IAF Communiqué dated April 2017).

SCOPE OF ACCREDITATION TO ISO/IEC 17025:2017

AND

ANSI/NCSL Z540-1-1994 (R2002)

System Scale Corporation

595 Pearl Park Plaza

Jackson, MS 39208

Sean Rainey 501-562-2900 srainey@system-scale.com

CALIBRATION

Valid to: **February 1, 2027**

Certificate Number: **AC-1756.06**


Mass and Mass Related

Parameter/Equipment	Range	Expanded Uncertainty of Measurement (+/-)	Reference Standard, Method, and/or Equipment
Scales and Balances ^{1,2} (SI)	Up to 100 g (100 to 200) g (200 to 500) g (500 to 1 000) g (1 to 5) kg (5 to 10) kg (10 to 325) kg	0.000 25 % of reading + 55 µg 0.000 27 % of reading + 45 µg 0.000 27 % of reading + 64 µg 0.000 32 % of reading - 0.23 mg 0.000 28 % of reading + 0.39 mg 0.000 3 % of reading - 1.1 mg 0.012 % of reading	ASTM E617 Class 1, 6, 7, and NIST Class F weights utilizing NIST Handbook 44, ASTM E898, and EURAMET Guide No. 18 for the calibration of the weighing system.
Scales and Balances ^{1,2} (Avoirdupois)	Up to 5 lb (5 to 30) lb (30 to 100) lb (100 to 500) lb (500 to 1 000) lb (1 000 to 5 000) lb (5 000 to 10 000) lb (10 000 to 20 000) lb (20 000 to 50 000) lb (50 000 to 200 000) lb	0.018 % of reading + 0.000 01 lb 0.013 % of reading - 0.000 13 lb 0.012 % of reading + 0.000 3 lb 0.012 % of reading + 0.001 7 lb 0.011 % of reading + 0.016 lb 0.012 % of reading + 0.016 lb 0.013 % of reading + 0.01 lb 0.012 % of reading + 0.23 lb 0.012 % of reading + 0.5 lb 0.03 % of reading - 8.8 lb	ASTM E617 Class 1, 6, 7, and NIST Class F weights utilizing NIST Handbook 44, ASTM E898, and EURAMET Guide No. 18 for the calibration of the weighing system.

Calibration and Measurement Capability (CMC) is expressed in terms of the measurement parameter, measurement range, expanded uncertainty of measurement and reference standard, method, and/or equipment. The expanded uncertainty of measurement is expressed as the standard uncertainty of the measurement multiplied by a coverage factor of 2 ($k=2$), corresponding to a confidence level of approximately 95%.

Notes:

1. On-site calibration service is available for this parameter, since on-site conditions are typically more variable than those in the laboratory, larger measurement uncertainties are expected on-site than what is reported on the accredited scope.
2. The CMC for scales and balances is highly dependent upon the resolution of the unit under test. The CMC presented here does not include the resolution of the unit under test. The resolution will be included in the reported measurement uncertainty at the time of calibration.
3. This scope is formatted as part of a single document including Certificate of Accreditation No. AC-1756.06.



Jason Stine, Vice President





CERTIFICATE OF ACCREDITATION

The ANSI National Accreditation Board

Hereby attests that

System Scale Corporation
2010 Cobb International Blvd., NW Suite E
Kennesaw, GA 30152

Fulfills the requirements of

ISO/IEC 17025:2017

and national standard

ANSI/NCSL Z540-1-1994 (R2002)

In the field of

CALIBRATION

This certificate is valid only when accompanied by a current scope of accreditation document.
The current scope of accreditation can be verified at www.anab.org.

Jason Stine, Vice President

Expiry Date: 24 May 2026

Certificate Number: AC-1756-11



This laboratory is accredited in accordance with the recognized International Standard ISO/IEC 17025:2017. This accreditation demonstrates technical competence for a defined scope and the operation of a laboratory quality management system (refer to joint ISO-ILAC-IAF Communiqué dated April 2017).



SCOPE OF ACCREDITATION TO ISO/IEC 17025:2017

AND

ANSI/NCSL Z540-1-1994 (R2002)

System Scale Corporation

2010 Cobb International Blvd., NW Suite E

Kennesaw, GA 30152

Sean Rainey 501-562-2900 srainey@system-scale.com

CALIBRATION

Valid to: **May 24, 2026**

Certificate Number: **AC-1756.11**

Mass and Mass Related

Parameter/Equipment	Range	Expanded Uncertainty of Measurement (+/-)	Reference Standard, Method, and/or Equipment
Balances ¹			
(0.000 01 g resolution)	Up to 210 g	0.69 mg	ASTM E617 Class 1 weights and NIST Handbook 44 utilized for the calibration of the weighing system.
(0.000 1 g resolution)	Up to 100 g	0.33 mg	
	Up to 210 g	0.69 mg	
	Up to 320 g	1.1 mg	
(0.001 g resolution)	Up to 100 g	1.1 mg	
	Up to 500 g	2 mg	
	Up to 1 kg	3.7 mg	
	Up to 5 kg	15 mg	
(0.01 g resolution)	Up to 100 g	9 mg	
	Up to 500 g	9.9 mg	
	Up to 2 kg	15 mg	
	Up to 6 kg	25 mg	
(0.1 g resolution)	Up to 1 kg	98 mg	
	Up to 5 kg	99 mg	
	Up to 10 kg	0.11 g	
(1 g resolution)	Up to 2 kg	1.2 g	
	Up to 6 kg	1.5 g	


Mass and Mass Related

Parameter/Equipment	Range	Expanded Uncertainty of Measurement (+/-)	Reference Standard, Method, and/or Equipment
Balances ¹ (0.1 g resolution)	Up to 24 kg	2.8 g	NIST Class F weights and NIST Handbook 44 utilized for the calibration of the weighing system.
(1 g resolution)	Up to 35 kg	2.8 g	
Scales ¹ (0.001 lb resolution)	Up to 50 lb Up to 100 lb	0.007 4 lb 0.016 lb	ASTM E617 Class 6 weights, NIST Class F weights, and NIST Handbook 44 utilized for the calibration of the weighing system.
(0.01 lb resolution)	Up to 50 lb Up to 100 lb Up to 300 lb	0.017 lb 0.022 lb 0.052 lb	
(0.1 lb resolution)	Up to 50 lb Up to 300 lb Up to 500 lb Up to 1 000 lb Up to 5 000 lb	0.08 lb 0.11 lb 0.12 lb 0.2 lb 0.7 lb	
(1 lb resolution)	Up to 500 lb Up to 1 000 lb Up to 5 000 lb Up to 10 000 lb	0.82 lb 1.4 lb 1.4 lb 1.7 lb	
(10 lb resolution)	Up to 20 000 lb Up to 100 000 lb	8.3 lb 8.7 lb	
(20 lb resolution)	Up to 200 000 lb	24 lb	

Calibration and Measurement Capability (CMC) is expressed in terms of the measurement parameter, measurement range, expanded uncertainty of measurement and reference standard, method, and/or equipment. The expanded uncertainty of measurement is expressed as the standard uncertainty of the measurement multiplied by a coverage factor of 2 ($k=2$), corresponding to a confidence level of approximately 95%.

Notes:

1. On-site calibration service is available for this parameter, since on-site conditions are typically more variable than those in the laboratory, larger measurement uncertainties are expected on-site than what is reported on the accredited scope.
2. This scope is formatted as part of a single document including Certificate of Accreditation No. AC-1756-11.



Jason Stine, Vice President



CERTIFICATE OF ACCREDITATION

The ANSI National Accreditation Board

Hereby attests that

System Scale Corporation
7133 Global Drive
Louisville, KY 40528

Fulfills the requirements of

ISO/IEC 17025:2017

and national standard

ANSI/NCSL Z540-1-1994 (R2002)

In the field of

CALIBRATION

This certificate is valid only when accompanied by a current scope of accreditation document.
The current scope of accreditation can be verified at www.anab.org.

Jason Stine, Vice President

Expiry Date: 17 May 2028

Certificate Number: AC-1756.16



This laboratory is accredited in accordance with the recognized International Standard ISO/IEC 17025:2017.
This accreditation demonstrates technical competence for a defined scope and the operation of a laboratory
quality management system (refer to joint ISO-ILAC-IAF Communiqué dated April 2017).



SCOPE OF ACCREDITATION TO ISO/IEC 17025:2017

AND

ANSI/NCSL Z540-1-1994 (R2002)

System Scale Corporation

7133 Global Drive

Louisville, KY 40528

Sean Rainey 501-562-2900 srainey@system-scale.com

CALIBRATION

ISO/IEC 17025 Accreditation Granted: **22 April 2026**

Certificate Number: **AC-1756.16** Certificate Expiry Date: **17 May 2028**

Mass and Mass Related

Parameter/Equipment	Range	Expanded Uncertainty of Measurement (+/-)	Reference Standard, Method, and/or Equipment
Micro Balances ^{1,2} Resolution (0.01 to 0.05) mg	Up to 9 g (9 to 100) g	0.002 3 % of reading + 0.58d 0.000 36 % of reading + 0.58d	ASTM E617 Class 1 weights, NIST HB44, and WI-09 utilized in the calibration of the weighing system.
Resolution (0.1 to 0.5) mg	Up to 9 g (9 to 200) g	0.000 61 % of reading + 0.58d 0.000 14 % of reading + 0.58d	
Class I Balances and equivalent ¹ Resolution: (1 to 10) mg	Up to 200 g	0.000 042 % of reading + 0.58d	ASTM E617 Class 1 weights, NIST HB44, and WI-09 utilized in the calibration of the weighing system.
Class II Balances and equivalent ¹ Resolution: (1 to 10) mg	Up to 200 g Up to 50 kg	0.000 019 % of reading + 0.58d	ASTM E617 Class 1 or Class 2 weights, NIST HB44, and WI-09 utilized in the calibration of the weighing system.
Resolution: 10 mg to 5 g		0.000 084 % of reading + 0.58d	


Mass and Mass Related

Parameter/Equipment	Range	Expanded Uncertainty of Measurement (+/-)	Reference Standard, Method, and/or Equipment
Class III Scales and equivalent ¹ Resolution: (0.000 2 to 0.000 5) lb	Up to 5 lb	0.005 6 % of reading + 0.58 <i>d</i>	NIST Class F weights, NIST HB 44, and WI-09 utilized in the calibration of the weighing system.
Resolution: (0.001 to 50) lb	Up to 50 000 lb	0.002 9 % of reading + 0.58 <i>d</i>	
Using Substitution Loads Resolution: (0.1 to 50) lb	Up to 50 000 lb	0.005 8 % of reading + 0.58 <i>d</i>	
Class III L, Class IV Scales and equivalent ¹ Resolution: (10 to 50) lb	Up to 400 000 lb	0.009 4 % of reading + 0.58 <i>d</i>	NIST Class F weights, Specific Customer Mass, NIST HB 44, and WI-09 utilized in the calibration of the weighing system.
Unclassified High-Resolution Scales ¹ Resolution: (0.000 1 to 0.000 5) lb	Up to 50 lb	0.007 4 % of reading + 0.58 <i>d</i>	NIST Class F weights, Specific Customer Mass, NIST HB 44, and WI-09 utilized in the calibration of the weighing system.
Resolution: (0.001 to 10) lb	Up to 50 000 lb	0.006 % of reading + 0.58 <i>d</i>	

Calibration and Measurement Capability (CMC) is expressed in terms of the measurement parameter, measurement range, expanded uncertainty of measurement and reference standard, method, and/or equipment. The expanded uncertainty of measurement is expressed as the standard uncertainty of the measurement multiplied by a coverage factor of 2 ($k=2$), corresponding to a confidence level of approximately 95%.

Notes:

1. On-site calibration service is available for this parameter, since on-site conditions are typically more variable than those in the laboratory, larger measurement uncertainties are expected on-site than what is reported on the accredited scope.
2. *d* = scale divisions.



Jason Stine, Vice President



CERTIFICATE OF ACCREDITATION

The ANSI National Accreditation Board

Hereby attests that

System Scale Corporation

8101 Industry Drive
North Little Rock, AR 72117

Fulfills the requirements of

ISO/IEC 17025:2017

and national standard

ANSI/NCSL Z540-1-1994 (R2002)

In the field of

CALIBRATION

This certificate is valid only when accompanied by a current scope of accreditation document.
The current scope of accreditation can be verified at www.anab.org.

Jason Stine, Vice President

Expiry Date: 01 February 2027

Certificate Number: AC-1756



This laboratory is accredited in accordance with the recognized International Standard ISO/IEC 17025:2017.
This accreditation demonstrates technical competence for a defined scope and the operation of a laboratory
quality management system (refer to joint ISO-ILAC-IAF Communiqué dated April 2017).

SCOPE OF ACCREDITATION TO ISO/IEC 17025:2017

AND

ANSI/NCSL Z540-1-1994 (R2002)

System Scale Corporation

8101 Industry Drive
North Little Rock, AR 72117
Sean Rainey 501-562-2900 srainey@system-scale.com

CALIBRATION

Valid to: **February 1, 2027**

Certificate Number: **AC-1756**

Acoustics and Vibration

Parameter/Equipment	Range	Expanded Uncertainty of Measurement (+/-)	Reference Standard, Method, and/or Equipment
Sound Level Meter	1 kHz		Comparison to Sound Calibrator
	94 dB 114 dB	0.43 dB 0.3 dB	

Chemical Quantities

Parameter/Equipment	Range	Expanded Uncertainty of Measurement (+/-)	Reference Standard, Method, and/or Equipment
pH Meters ¹	4 pH	0.021 pH	Comparison to Accredited pH Solutions
	7 pH	0.021 pH	
	10 pH	0.021 pH	
Conductivity Meters ¹	10 µS	0.69 µS	Comparison to Accredited Conductivity Solutions
	100 µS	2.2 µS	
	1 000 µS	5.5 µS	
	10 000 µS	50 µS	
	100 000 µS	470 µS	

Electrical – DC/Low Frequency

Parameter/Equipment	Range	Expanded Uncertainty of Measurement (+/-)	Reference Standard, Method, and/or Equipment
DC Voltage – Measure ¹	(0 to 100) mV 100 mV to 1 V (1 to 10) V (10 to 100) V (100 to 1 000) V	16 μ V/V + 0.4 μ V 17 μ V/V + 0.1 μ V 17 μ V/V + 4.4 μ V 16 μ V/V + 67 μ V 17 μ V/V + 1.2 mV	Comparison to HP 3458 opt 002 8.5 Digit Multimeter
DC Voltage – Source ¹	(0 to 329.9) mV (0 to 3.299) V (0 to 32.999) V (30 to 329.999) V (100 to 1 020) V	15.5 μ V/V + 1.2 μ V 10.2 μ V/V + 2.5 μ V 10.6 μ V/V + 20 μ V 14.8 μ V/V + 0.11 mV 14 μ V/V + 1.7 mV	Comparison to Fluke 5522A/6 Multiproduct Calibrator with 600 MHz Scope Option (Ranges Locked)
DC Current – Measure ¹	(10 to 100) μ A (0.1 to 1) mA (1 to 10) mA (10 to 100) mA (0.1 to 1) A	29 μ A/A + 1.4 nA 26 μ A/A + 12 nA 27 μ A/A + 0.12 μ A 47 μ A/A + 1.1 μ A 0.14 mA/A + 14 μ A	Comparison to HP 3458 opt 002 8.5 Digit Multimeter
DC Current – Source ¹	(0 to 329.9) μ A (0 to 3.299 9) mA (0 to 32.999) mA (0 to 329.99) mA (0 to 1.099 9) A (1.1 to 2.999) A (0 to 10.99) A (11 to 20.5) A	0.11 mA/A + 17 nA 93.3 μ A/A + 43 nA 80 μ A/A + 0.27 μ A 88 μ A/A + 2.2 μ A 0.17 mA/A + 36 μ A 0.39 mA/A + 0.2 mA 0.39 mA/A + 0.45 mA 7.1 mA/A + 23 mA	Comparison to Fluke 5522A/6 Multiproduct Calibrator with 600 MHz Scope Option (Ranges Locked)
AC Voltage – Measure ¹	(10 to 100) mV (1 to 40) Hz 40 Hz to 1 kHz (1 to 20) kHz (20 to 50) kHz (50 to 100) kHz (100 to 300) kHz 100 kHz to 1 MHz (1 to 4) MHz (4 to 8) MHz	0.33 mV/V + 3.8 μ V 0.2 mV/V + 1.9 μ V 0.31 mV/V + 1.9 μ V 1.1 mV/V + 1.9 μ V 5.7 mV/V + 1.7 μ V 47 mV/V + 2.4 μ V 14 mV/V + 5.9 μ V 80 mV/V + 17 μ V 0.24 V/V + 14 μ V	Comparison to HP 3458 opt 002 8.5 Digit Multimeter

Electrical – DC/Low Frequency

Parameter/Equipment	Range	Expanded Uncertainty of Measurement (+/-)	Reference Standard, Method, and/or Equipment
AC Voltage – Measure ¹	(0.1 to 10) V		Comparison to HP 3458 opt 002 8.5 Digit Multimeter
	(1 to 40) Hz	0.13 mV/V + 5.1 μ V	
	40 Hz to 1 kHz	0.11 mV/V + 5.1 μ V	
	(1 to 20) kHz	0.19 mV/V + 3 μ V	
	(20 to 50) kHz	0.37 mV/V + 1 μ V	
	(50 to 100) kHz	0.95 mV/V + 1 μ V	
	(100 to 300) kHz	3.6 mV/V	
	300 kHz to 1 MHz	11 mV/V + 7.1 mV	
	(0.1 to 10) V		
	(1 to 2) MHz	17 mV/V + 6.6 mV	
	(1 to 4) MHz	1.1 mV/V + 8 mV	
	(4 to 8) MHz	1.3 mV/V + 8 mV	
	(8 to 10) MHz	1.7 mV/V + 8 mV	
	(10 to 100) V		
	(1 to 40) Hz	0.22 mV/V + 6 mV	
	40 Hz to 1 kHz	0.22 mV/V + 4 mV	
	(1 to 20) kHz	0.22 mV/V + 4 mV	
	(20 to 50) kHz	0.4 mV/V + 3.7 mV	
	(50 to 100) kHz	1.5 mV/V + 2.2 mV	
	(100 to 300) kHz	4.7 mV/V + 11 mV	
300 kHz to 1 MHz	18 mV/V + 11 mV		
(100 to 1 000) V			
(1 to 40) Hz	0.46 mV/V + 48 mV		
40 Hz to 1 kHz	0.46 mV/V + 24 mV		
(1 to 20) kHz	0.7 mV/V + 24 mV		
(20 to 50) kHz	1.5 mV/V + 22 mV		
(50 to 100) kHz	3.5 mV/V + 22 mV		

Electrical – DC/Low Frequency

Parameter/Equipment	Range	Expanded Uncertainty of Measurement (+/-)	Reference Standard, Method, and/or Equipment
AC Voltage – Source ¹	(1 to 32.99) mV		Comparison to Fluke 5522A/6 Multiproduct Calibrator with 600 MHz Scope Option
	(10 to 40) Hz	0.94 mV/V + 7.1 μ V	
	45 Hz to 10 kHz	0.18 mV/V + 7.1 μ V	
	(10 to 20) kHz	0.23 mV/V + 7.6 μ V	
	(20 to 50) kHz	1.1 mV/V + 9.3 μ V	
	(50 to 100) kHz	4.1 mV/V + 16.6 μ V	
	(100 to 500) kHz	9.4 mV/V + 62 μ V	
	(33 to 329.99) mV		
	(10 to 45) Hz	0.37 mV/V + 8.9 μ V	
	45 Hz to 10 kHz	0.17 mV/V + 10 μ V	
	(10 to 20) kHz	0.18 mV/V + 12 μ V	
	(20 to 50) kHz	0.41 mV/V + 14 μ V	
	(50 to 100) kHz	0.95 mV/V + 37 μ V	
	(100 to 500) kHz	2.3 mV/V + 83 μ V	
	(0.33 to 3.299) V		
	(10 to 45) Hz	0.34 mV/V + 66 μ V	
	45 Hz to 10 kHz	0.18 mV/V + 72 μ V	
	(10 to 20) kHz	0.21 mV/V + 0.1 mV	
(20 to 50) kHz	0.33 mV/V + 0.1 mV		
(50 to 100) kHz	0.79 mV/V + 0.2 mV		
(100 to 500) kHz	2.7 mV/V + 1 mV		
AC Voltage – Source ¹	(3.3 to 32.99) V		Comparison to Fluke 5522A/6 Multiproduct Calibrator with 600 MHz Scope Option
	(10 to 45) Hz	0.38 mV/V + 0.66 mV	
	45 Hz to 10 kHz	0.18 mV/V + 0.72 mV	
	(10 to 20) kHz	0.27 mV/V + 1 mV	
	20 to 50 kHz	0.39 mV/V + 1.1 mV	
	50 to 100 kHz	1 mV/V + 2.4 mV	
	(33 to 329.99) V		
	45 Hz to 1 kHz	0.22 mV/V + 2.3 mV	
	(1 to 10) kHz	0.24 mV/V + 7.2 mV	
	(10 to 20) kHz	0.3 mV/V + 11 mV	
	(20 to 50) kHz	0.32 mV/V + 26 mV	
	(50 to 100) kHz	2.3 mV/V + 64 mV	
	(330 to 1 020) V		
	45 Hz to 1 kHz	0.34 mV/V + 17 mV	
	(1 to 5) kHz	0.28 mV/V + 26 mV	
(5 to 10) kHz	0.34 mV/V + 17 mV		

Electrical – DC/Low Frequency

Parameter/Equipment	Range	Expanded Uncertainty of Measurement (+/-)	Reference Standard, Method, and/or Equipment
AC Voltage – Source ¹ (AUX Output)	(10 to 329.99) mV		Comparison to Fluke 5522A/6 Multiproduct Calibrator with 600 MHz Scope Option
	(10 to 20) Hz	0.53 mV	
	(20 to 45) Hz	0.43 mV	
	45 Hz to 1 kHz	0.43 mV	
	(1 to 5) kHz	0.52 mV	
	(5 to 10) kHz	0.52 mV	
	(10 to 30) kHz	1.1 mV	
	(0.33 to 3.299) V		
	(10 to 20) Hz	0.71 mV	
	(20 to 45) Hz	0.55 mV	
	45 Hz to 1 kHz	0.57 mV	
	(1 to 5) kHz	1.7 mV	
	(5 to 10) kHz	1.7 mV	
	(10 to 30) kHz	3.3 mV	
	(3.3 to 5) V		
(10 to 20) Hz	8.1 mV		
(20 to 45) Hz	0.61 mV		
45 Hz to 1 kHz	0.64 mV		
(1 to 5) kHz	1.7 mV		
(5 to 10) kHz	1.8 mV		
AC Current – Measure ¹	(10 to 100) μ A		Comparison to HP 3458 opt 002 8.5 Digit Multimeter
	(10 to 20) Hz	4.6 mA/A + 36 nA	
	(20 to 45) Hz	1.7 mA/A + 37 nA	
	(45 to 100) Hz	0.73 mA/A + 37 nA	
	100 Hz to 5 kHz	0.73 mA/A + 37 nA	
AC Current – Measure ¹	(1 to 100) mA		Comparison to HP 3458 opt 002 8.5 Digit Multimeter
	(10 to 20) Hz	4.7 mA/A + 23 μ A	
	(20 to 45) Hz	1.8 mA/A + 23 μ A	
	(45 to 100) Hz	0.7 mA/A + 23 μ A	
	100 Hz to 5 kHz	0.35 mA/A + 24 μ A	
	(5 to 20) kHz	0.7 mA/A + 23 μ A	
	(20 to 50) kHz	4.7 mA/A + 46 μ A	
	(50 to 100) kHz	6.4 mA/A + 0.17 mA	
	100 mA to 1 A		
	(10 to 20) Hz	4.7 mA/A + 0.23 mA	
	(20 to 45) Hz	1.9 mA/A + 0.23 mA	
	(45 to 100) Hz	1 mA/A + 0.23 mA	
	100 Hz to 5 kHz	1.2 mA/A + 0.23 mA	
	(5 to 20) kHz	3.5 mA/A + 0.23 mA	
	(20 to 50) kHz	11 mA/A + 0.56 mA	

Electrical – DC/Low Frequency

Parameter/Equipment	Range	Expanded Uncertainty of Measurement (+/-)	Reference Standard, Method, and/or Equipment
AC Current – Source ¹	(29 to 329.99) μ A		Comparison to Fluke 5522A/6 Multiproduct Calibrator with 600 MHz Scope Option
	(10 to 20) Hz	2.3 mA/A + 0.14 μ A	
	(20 to 45) Hz	1.7 mA/A + 0.14 μ A	
	45 Hz to 1 kHz	1.5 mA/A + 0.12 μ A	
	(1 to 5) kHz	3.7 mA/A + 0.19 μ A	
	(5 to 10) kHz	9.3 mA/A + 0.23 μ A	
	(10 to 30) kHz	18 mA/A + 0.55 μ A	
	(0.33 to 3.299) mA		
	(10 to 20) Hz	2.2 mA/A + 0.57 μ A	
	(20 to 45) Hz	1.4 mA/A + 0.38 μ A	
	45 Hz to 1 kHz	1.2 mA/A + 0.18 μ A	
	(1 to 5) kHz	2.3 mA/A + 0.23 μ A	
	(5 to 10) kHz	5.4 mA/A + 2.1 μ A	
	(10 to 30) kHz	12 mA/A + 0.8 μ A	
	(3.3 to 32.99) mA		
	(10 to 20) Hz	2 mA/A + 43 μ A	
	(20 to 45) Hz	1 mA/A + 39 μ A	
	45 Hz to 1 kHz	0.47 mA/A + 23 μ A	
(1 to 5) kHz	1.2 mA/A + 58 μ A		
(5 to 10) kHz	2.3 mA/A + 0.15 mA		
(10 to 30) kHz	4.7 mA/A + 0.23 mA		

Electrical – DC/Low Frequency

Parameter/Equipment	Range	Expanded Uncertainty of Measurement (+/-)	Reference Standard, Method, and/or Equipment
AC Current – Source ¹	(33 to 329.99) mA	2 mA/A + 43 μA	Comparison to Fluke 5522A/6 Multiproduct Calibrator with 600 MHz Scope Option
	(10 to 20) Hz	1 mA/A + 39 μA	
	(20 to 45) Hz	0.47 mA/A + 23 μA	
	45 Hz to 1 kHz	1.2 mA/A + 58 μA	
	(1 to 5) kHz	2.3 mA/A + 0.15 mA	
	(5 to 10) kHz	4.7 mA/A + 0.23 mA	
	(10 to 30) kHz		
	(0.33 to 1.099 9) A	2.1 mA/A + 0.13 mA	
	(10 to 45) Hz	0.6 mA/A + 0.11 mA	
	45 Hz to 1 kHz	6.9 mA/A + 1.2 mA	
	(1 to 5) kHz	28 mA/A + 6.6 mA	
	(5 to 10) kHz		
	(1.1 to 2.999) A	2.1 mA/A + 0.34 mA	
	(10 to 45) Hz	0.8 mA/A + 16 μA	
	45 Hz to 1 kHz	6.9 mA/A + 1.2 mA	
	(1 to 5) kHz	29 mA/A + 6.2 mA	
(5 to 10) kHz			
(3 to 10.99) A	0.64 mA/A + 3.2 mA		
(45 to 100) Hz	1.3 mA/A + 2 mA		
100 Hz to 1 kHz	34 mA/A + 7.1 mA		
(1 to 5) kHz			
(11 to 20.5) A	1.3 mA/A + 7.3 mA		
(45 to 100) Hz	1.8 mA/A + 5.4 mA		
100 Hz to 1 kHz	34 mA/A + 11 mA		
(1 to 5) kHz			
Resistance – Measure ¹	(0 to 10) Ω	21 μΩ/Ω + 0.17 mΩ	Comparison to HP 3458 opt 002 8.5 Digit Multimeter
	(10 to 100) Ω	24 μΩ/Ω + 1.2 mΩ	
	(0.1 to 1) kΩ	19 μΩ/Ω + 1.3 mΩ	
	(1 to 10) kΩ	19 μΩ/Ω + 13 mΩ	
	(10 to 100) kΩ	19 μΩ/Ω + 0.13 Ω	
	(0.1 to 1) MΩ	24 μΩ/Ω + 4.7 Ω	
	(1 to 10) MΩ	99 μΩ/Ω + 0.11 kΩ	
	(10 to 100) MΩ	11 μΩ/Ω + 1.1 kΩ	
(0.1 to 1) GΩ	17 kΩ		
Resistance – Source ¹ (Simulation)	(0 to 10.9) Ω	37 μΩ/Ω + 0.8 mΩ	Comparison to Fluke 5522A/6 Multiproduct Calibrator with 600 MHz Scope Option
	(11 to 32.9) Ω	13 μΩ/Ω + 22 μΩ	
	(33 to 109.99) Ω	59 μΩ/Ω + 1.8 mΩ	
	(110 to 329.99) Ω	23 μΩ/Ω + 1.6 mΩ	
	(0.33 to 1.09) kΩ	24 μΩ/Ω + 1.3 mΩ	
	(1.1 to 3.299) kΩ	28 μΩ/Ω + 10 mΩ	
	(3.3 to 10.99) kΩ	23 μΩ/Ω + 19 mΩ	
	(11 to 32.999) kΩ	23 μΩ/Ω + 0.16Ω	

Electrical – DC/Low Frequency

Parameter/Equipment	Range	Expanded Uncertainty of Measurement (+/-)	Reference Standard, Method, and/or Equipment
Resistance – Source ¹ (Simulation)	(33 to 109.99) kΩ (110 to 329.9) kΩ (0.33 to 1.09) MΩ (1.1 to 3.29) MΩ (3.3 to 10.9) MΩ (11 to 32.99) MΩ (33 to 109.99) MΩ (110 to 329.99) MΩ (330 to 1 100) MΩ	24 μΩ/Ω + 0.13 Ω 24 μΩ/Ω + 2.5 Ω 42 μΩ/Ω + 2.9 Ω 0.11 mΩ/Ω + 45 Ω 0.19 mΩ/Ω + 0.11 kΩ 0.52 mΩ/Ω + 2.1 kΩ 0.43 mΩ/Ω + 1.7 kΩ 2.3 mΩ/Ω + 82 kΩ 13 mΩ/Ω + 59 kΩ	Comparison to Fluke 5522A/6 Multiproduct Calibrator with 600 MHz Scope Option
Electrical Simulation of Thermocouple Indicating Devices – Measure/Source ¹	Type E (-250 to -100) °C (-100 to -25) °C (-25 to 350) °C (350 to 650) °C (650 to 1 000) °C Type J (-210 to -100) °C (-100 to -30) °C (-30 to 150) °C (150 to 760) °C (760 to 1 200) °C Type K (-200 to -100) °C (-100 to -25) °C (-25 to 120) °C (120 to 1 000) °C (1 000 to 1 372) °C Type N (-200 to -100) °C (-100 to -25) °C (-25 to 120) °C (120 to 410) °C (410 to 1 300) °C Type R (0 to 250) °C (250 to 400) °C (400 to 1 000) °C (1 000 to 1 767) °C	0.58 °C 0.19 °C 0.17 °C 0.19 °C 0.25 °C 0.32 °C 0.19 °C 0.17 °C 0.21 °C 0.27 °C 0.39 °C 0.22 °C 0.19 °C 0.31 °C 0.47 °C 0.47 °C 0.26 °C 0.23 °C 0.22 °C 0.32 °C 0.66 °C 0.41 °C 0.39 °C 0.47 °C	Comparison to Fluke 5522A/6 Multiproduct Calibrator with 600 MHz Scope Option

Electrical – DC/Low Frequency

Parameter/Equipment	Range	Expanded Uncertainty of Measurement (+/-)	Reference Standard, Method, and/or Equipment
Electrical Simulation of Thermocouple Indicating Devices – Measure/Source ¹	Type S (0 to 250) °C (250 to 1 000) °C (1 000 to 1 400) °C (1 400 to 1 767) °C Type T (-250 to -150) °C (-150 to 0) °C (0 to 120) °C (120 to 400) °C	0.55 °C 0.42 °C 0.43 °C 0.54 °C 0.73 °C 0.29 °C 0.19 °C 0.17 °C	Comparison to Fluke 5522A/6 Multiproduct Calibrator with 600 MHz Scope Option
Electrical Simulation of RTD Indicating Devices – Source ¹	Pt 385, 100 Ω (-200 to -80) °C (-80 to 0) °C (0 to 100) °C (100 to 300) °C (300 to 400) °C (400 to 630) °C (630 to 800) °C	0.06 °C 0.06 °C 0.083 °C 0.11 °C 0.12 °C 0.14 °C 0.27 °C	Comparison to Fluke 5522A/6 Multiproduct Calibrator with 600 MHz Scope Option
Capacitance – Source ¹ (Simulation)	(220 to 399.9) pF (0.4 to 1.099) nF (1.1 to 3.299 9) nF (3.3 to 10.999) nF (11 to 32.999) nF (33 to 109.99) nF (110 to 329.99) nF (0.33 to 1.099 9) μF (1.1 to 3.299) μF (3.3 to 10.999) μF (11 to 32.999) μF (33 to 109.99) μF (110 to 329.99) μF (0.33 to 1.099 9) mF (1.1 to 3.299 9) mF (3.3 to 10.999) mF (11 to 32.999) mF (33 to 110) mF	5.6 pF/F + 12 pF 5 pF/F + 13 pF 5 pF/F + 17 pF 2.7 pF/F + 16 pF 2.3 pF/F + 0.17 nF 2.7 pF/F + 0.16 nF 1.8 pF/F + 1.2 nF 2.7 pF/F + 1.6 nF 1.8 pF/F + 12 nF 2.7 pF/F + 16 nF 3.6 pF/F + 0.11 μF 5.2 pF/F + 0.14 μF 4.1 pF/F + 1.1 μF 5.1 pF/F + 1.5 μF 4.1 pF/F + 11 μF 5.1 pF/F + 14 μF 7.3 pF/F + 0.1 mF 13 pF/F + 0.13 mF	Comparison to Fluke 5522A/6 Multiproduct Calibrator with 600 MHz Scope Option
Oscilloscopes ¹ Amplitude – DC into 50 Ω load into 1 MΩ load	(0 to 6.6) V (0 to 130) V	3 mV/V + 47 μV 0.59 mV/V + 47 μV	Comparison to Fluke 5522A/6 Multiproduct Calibrator with 600 MHz Scope Option

Electrical – DC/Low Frequency

Parameter/Equipment	Range	Expanded Uncertainty of Measurement (+/-)	Reference Standard, Method, and/or Equipment
Oscilloscopes ¹ Amplitude – Square Wave into 50 Ω load	10 Hz to 100 kHz ± 1 mVp-p to ± 6 Vp-p	3 mV/V + 47 μV	Comparison to Fluke 5522A/6 Multiproduct Calibrator with 600 MHz Scope Option
Amplitude – Edge into 1 MΩ load	± 1 mVp-p to 130 Vp-p	1.2 mV/V + 47 μV	
Amplitude – Edge	5 mV to 2.5 V	24 mV/V + 0.23 mV	
Leveled Sine Wave into 50 Ω load	5 mVp-p to 5.5 Vp-p 50 kHz 50 kHz to 100 MHz (100 to 300) MHz (300 to 600) MHz	24 mV/V + 0.37 mV 24 mV/V + 0.37 mV 47 mV/V + 0.37 mV 71 mV/V + 0.37 mV	
Time Markers	(2 to 5) ns 10 ns (20 to 50) ns 100 ns to 20 ms 50 ms to 5 s	0.12 ns 0.12 ns 0.12 ns 11 ns 29 μs	

Length – Dimensional Metrology

Parameter/Equipment	Range	Expanded Uncertainty of Measurement (+/-)	Reference Standard, Method, and/or Equipment
Gage Blocks ³	Up to 4 in (5 to 6) in	(3.3 + 1L) μin (4.9 + 2.5L) μin	Comparison to Master Gage Blocks, Mitutoyo Gage Block Comparator
Plain Ring Gages ³	(0.04 to 12) in	(26 + 12L) μin	Comparison to LabMaster Laser Measuring System
Plug Gages ³	Up to 14 in	(9.1 + 0.7L) μin	Comparison to LabMaster Laser Measuring System
Reference Spheres ³	Up to 4 in	(4.8 + 8.7L) μin	Comparison to LabMaster Laser Measuring System

Length – Dimensional Metrology

Parameter/Equipment	Range	Expanded Uncertainty of Measurement (+/-)	Reference Standard, Method, and/or Equipment
Pin Gages	Up to 1 in	9 μ in	Comparison to LabMaster Laser Measuring System
Indicators	Up to 1 in	120 μ in	Comparison to Gage Blocks, Indicator Calibrator
Indicators ¹	Up to 1 in (1 to 5) in	60 μ in 71 μ in	Comparison to Gage Blocks
Micrometers, Depth Micrometers ^{1,3}	Up to 20 in	(57 + 8.1L) μ in	Comparison to Gage Blocks
Calipers ^{1,3}	Up to 80 in	(287 + 2.8L) μ in	Comparison to Gage Blocks
Height Gages ^{1,3}	Up to 40 in	(13 + 8.7L) μ in	Comparison to Gage Blocks
Shims	Up to 250 mils	11 μ in	Comparison to LabMaster Laser Measuring System
Thickness Coating Gage ^{1,3}	Up to 206 mils	(12 + 48L) μ in	Comparison to Shims
Optical Comparators ^{1,3} Linearity Angularity Magnification	Up to 12 in (0 to 90) ^o (10 to 100) X	(130 + 11L) μ in (39 + 0.32x) ^o 0.012 in	Comparison to Inspection Master, Angle Block
Microscopes ¹	Up to 1 in	0.001 2 in	Comparison to Stage Micrometer I1110, Ruler
Precision Rules	(6 to 72) in	0.014 in	Comparison to Precision Rule, Microscope
Measuring Tapes	(6 to 100) ft	0.073 in	Comparison to Precision Rule, Microscope
Roughness Gage	16.1 μ in Ra 119.5 μ in Ra	3.6 μ in 3.8 μ in	Comparison to Roughness Standard
Surface Plate ^{1,3} Overall Flatness Local Area Flatness	 Up to 161 DL Up to 0.001 in	 (5.4 – 0.97DL) μ in 26 μ in	 Internal Procedure SSC-20-2, Rev. 5/22/2022 Electronic Leveling System Repeat-O-Meter

Length – Dimensional Metrology

Parameter/Equipment	Range	Expanded Uncertainty of Measurement (+/-)	Reference Standard, Method, and/or Equipment
Thread Plugs ³			
Pitch Diameter	Up to 8 in	150 μin	Comparison to Labmaster Laser Measuring System, Thread Wires, IAC MasterScanner
Major Diameter	(0.118 to 3.9) in	110 μin	
Pitch Diameter	(0.118 to 3.9) in	130 μin	
Pitch (Lead)	(0.118 to 3.9) in	54 μin	
Flank Angles	Up to 0.3 in	7'	
Taper	(0.118 to 3.9) in	39 μin	
Degree Thread Rings ³			
Major Diameter	(0.118 to 3.9) in	110 μin	Comparison to IAC MasterScanner
Pitch Diameter	(0.118 to 3.9) in	130 μin	
Pitch (Lead)	(0.118 to 3.9) in	53 μin	
Flank Angles	Up to 0.3 in	6.3'	
Taper	(0.118 to 3.9) in	38 μin	
Thread Wires	Up to 0.15 in	29 μin	Comparison to LabMaster Laser Measuring System
Angle ³	Up to 90°	1.9'	Comparison to Optical Comparator
Digital Protractors ³	Up to 360°	0.37'	Comparison to Angle Blocks, Height Gage
Dial Protractors ^{1,3}	Up to 360°	10'	Comparison to Angle Blocks
Length Measurements ³	Up to 100 in	(113 + 7.2L) μin	Comparison to Gage Blocks

Mass and Mass Related

Parameter/Equipment	Range	Expanded Uncertainty of Measurement (+/-)	Reference Standard, Method, and/or Equipment
Scales and Balances ^{1,2,4} (SI)	Up to 100 g (100 to 200) g (200 to 500) g (500 to 1 000) g (1 to 5) kg (5 to 10) kg (10 to 325) kg	0.000 25 % of reading + 55 µg 0.000 27 % of reading + 45 µg 0.000 27 % of reading + 64 µg 0.000 32 % of reading - 0.23 mg 0.000 28 % of reading + 0.39 mg 0.000 3 % of reading - 1.1 mg 0.012 % of reading	ASTM E617 Class 1, 6, 7, and NIST Class F weights utilizing NIST Handbook 44, ASTM E898, and EURAMET Guide No. 18 for the calibration of the weighing system.
Scales and Balances ^{1,2,4} (Avoirdupois)	Up to 5 lb (5 to 30) lb (30 to 100) lb (100 to 500) lb (500 to 1 000) lb (1 000 to 5 000) lb (5 000 to 10 000) lb (10 000 to 20 000) lb (20 000 to 50 000) lb (50 000 to 200 000) lb	0.018 % of reading + 0.000 01 lb 0.013 % of reading - 0.000 13 lb 0.012 % of reading + 0.000 3 lb 0.012 % of reading + 0.001 7 lb 0.011 % of reading + 0.016 lb 0.012 % of reading + 0.016 lb 0.013 % of reading + 0.01 lb 0.012 % of reading + 0.23 lb 0.012 % of reading + 0.5 lb 0.03 % of reading - 8.8 lb	ASTM E617 Class 1, 6, 7, and NIST Class F weights utilizing NIST Handbook 44, ASTM E898, and EURAMET Guide No. 18 for the calibration of the weighing system.
Mass Determination (ASTM E617 Classes 5, 6, 7, and NIST Class F Weights)	1 g 2 g 5 g 10 g 20 g 50 g 100 g 200 g 500 g 1 kg 2 kg 5 kg	0.6 mg 0.6 mg 0.6 mg 0.6 mg 0.6 mg 0.6 mg 0.6 mg 0.6 mg 3.4 mg 3.4 mg 3.5 mg 4.6 mg	Comparison to Balance, ASTM E617 Class 1 Weights
Vacuum ¹	Up to 29 inHg	0.007 6 inHg	Comparison to Master Vacuum Transducer
Pressure Gages ¹ (Pneumatic)	Up to 50 inH ₂ O	0.035 inH ₂ O	Comparison to Master Pressure Transducer
Pressure Gages ¹ (Pneumatic)	Up to 30 psig Up to 100 psig Up to 500 psig Up to 1 000 psig Up to 3 000 psig	0.003 7 psi 0.016 psi 0.064 psi 0.13 psi 0.39 psi	Comparison to Master Pressure Transducer
Pressure Gages ¹ (Pneumatic)	(5.8 to 1 000) psig	0.015 % of reading + 0.02 psi	Comparison to Deadweight Tester

Mass and Mass Related

Parameter/Equipment	Range	Expanded Uncertainty of Measurement (+/-)	Reference Standard, Method, and/or Equipment
Pressure Gages ¹ (Hydraulic)	Up to 10 000 psig	3.2 psi	Comparison to Master Pressure Transducer
Air Velocity	492 ft/min 984 ft/min 1969 ft/min 2953 ft/min	25 ft/min 27 ft/min 30 ft/min 35 ft/min	Comparison to Master Anemometer, Open Jet Wind Tunnel
Force Gages ¹ (Compression and Tension)	Up to 100 lbf (100 to 500) lbf (500 to 1 000) lbf (1 000 to 10 000) lbf (1 000 to 100 000) lbf	0.008 1 % of reading + 0.002 9 lbf 0.019 % of reading + 0.015 lbf 0.004 5 % of reading + 0.086 lbf 0.009 2 % of reading + 1.3 lbf 4.5 lbf	Comparison to Load Cells, Master Weights
Durometers			Direct verification to ASTM D2240
Indenter Dimensions			
Extension			
Types A, C	Up to 2.5 mm	7.9 µm	Gage Blocks
Types B, D	Up to 2.5 mm	7.1 µm	
Diameter			
Types A, C	Up to 1.27 mm	11 µm	Optical Projection
Types B, D	Up to 1.27 mm	10 µm	
Radius	Up to 0.05 in	280 µin	
Angle			
Types A, C	35°	0.28°	
Types B, D	30°	0.19°	
Spring Force			
Types A, B, E, O	Up to 8.05 N	0.61 N	Master Weights
Types D, C, DO	Up to 44.45 N	0.53 N	
Brinell Hardness Testers ¹	(72 to 277) HBW	3.4 HBW	Indirect verification per ASTM E10 using Hardness Blocks.

Mass and Mass Related

Parameter/Equipment	Range	Expanded Uncertainty of Measurement (+/-)	Reference Standard, Method, and/or Equipment	
Rockwell Hardness Testers ¹	HRA		Indirect verification per ASTM E18 using Hardness Blocks.	
		Low		1.3 HRA
		Middle		1.3 HRA
		High		1.2 HRA
	HRBW			
		Low		1.9 HRBW
		Middle		1.2 HRBW
		High		1.2 HRBW
	HRC			
		Low		1.3 HRC
		Middle		1.3 HRC
		High		0.66 HRC
	HREW			
		Low		1.3 HREW
		Middle		1.3 HREW
	High	1.5 HREW		
Rockwell Superficial Hardness Testers ¹	HR15N		Indirect verification per ASTM E18 using Hardness Blocks.	
		Low		1.3 HR15N
		Middle		1.3 HR15N
		High		0.92 HR15N
	HR30N			
		Low		1.3 HR30N
		Middle		1.3 HR30N
		High		1.3 HR30N
	HR45N			
		Low		1.3 HR45N
		Middle		1.3 HR45N
		High		0.89 HR45N
	HR15TW			
		Low		1.8 HR15TW
		Middle		1.3 HR15TW
	High	1.3 HR15TW		
HR30TW				
	Low	1.8 HR30TW		
	Middle	1.8 HR30TW		
	High	1.3 HR30TW		
Torque Tools ¹	(5 to 50) lbf-in		0.29 lbf-in	
	(10 to 100) lbf-in		0.29 lbf-in	
	(10 to 100) lbf-ft		0.3 lbf-ft	
	(25 to 250) lbf-ft		0.73 lbf-ft	
	(100 to 1 000) lbf-ft		3 lbf-ft	
			Comparison to Torque Transducers	

Mass and Mass Related

Parameter/Equipment	Range	Expanded Uncertainty of Measurement (+/-)	Reference Standard, Method, and/or Equipment
Torque Transducers	(1 to 10) lbf-in (5 to 50) lbf-in (10 to 100) lbf-in (10 to 100) lbf-ft (25 to 250) lbf-ft (80 to 800) lbf-ft (100 to 1 000) lbf-ft	0.033 % of reading + 0.002 4 lbf-in 0.03% of reading + 0.006 lbf-in 0.026% of reading + 0.017 lbf-in 0.047% of reading + 0.011 lbf-ft 0.048 lbf-ft 0.028% of reading + 0.2 lbf-ft 0.18 lbf-ft	Comparison to Torque Arm, Master Weights

Thermodynamic

Parameter/Equipment	Range	Expanded Uncertainty of Measurement (+/-)	Reference Standard, Method, and/or Equipment
Infrared Devices ¹	50 °C 125 °C 250 °C 375 °C 500 °C	0.52 °C 0.8 °C 1.4 °C 1.9 °C 2.5 °C	Comparison to Blackbody Source (Flat Plate) $\epsilon = 0.95, \lambda = (8 \text{ to } 14) \mu\text{m}$
Infrared Devices ¹	600 °C 800 °C 1 000 °C 1 200 °C	8.4 °C 9.6 °C 11 °C 12 °C	Comparison to Blackbody Source (Cavity) $\epsilon = 0.99, \lambda = (0.9 \text{ to } 14) \mu\text{m}$
Temperature – Measure ¹	(-200 to 1 372) °C	0.26 °C	Comparison to Thermocouple Calibrator, Datalogger, Temperature Probe
Temperature Probes (Source)	(-45 to 125) °C (50 to 660) °C (0 to 1 200) °C	0.14 °C 0.11 % of reading + 0.37 °C 0.054 % of reading + 0.32 °C	Comparison to Dry-well, PRT, Type S Thermocouple, Environmental Chamber
Chart Recorders Relative Humidity	(20 to 90) %RH	1.8 %RH	Comparison to Environmental Chamber, Datalogger
Temperature	(-17 to 177) °C	0.53 °C	


Time and Frequency

Parameter/Equipment	Range	Expanded Uncertainty of Measurement (+/-)	Reference Standard, Method, and/or Equipment
Frequency – Measure ¹	(1 to 40) Hz 40 Hz to 10 MHz	0.06 % of reading + 0.7 mHz 0.012 % of reading + 1.2 Hz	Comparison to HP 3458 opt 002 8.5 Digit Multimeter
Frequency – Source ¹	10 mHz to 119.99 Hz (120 to 1199.9) Hz (1.2 to 11.999) kHz (12 to 119.99) kHz (120 to 1199.9) kHz (1.2 to 2) MHz	1.3 mHz 12 mHz 0.12 Hz 1.2 Hz 12 Hz 0.12 kHz	Comparison to Fluke 5522A/6 Multiproduct Calibrator with 600 MHz Scope Option
Stopwatches	5 ms to 24 h	0.87 s	Comparison to Stopwatch Calibrator
Optical Tachometers	(1 to 100 000) rpm	0.002 2 % of reading + 0.21 rpm	Comparison to Fluke 5522A/6 Multiproduct Calibrator with 600 MHz Scope Option

Calibration and Measurement Capability (CMC) is expressed in terms of the measurement parameter, measurement range, expanded uncertainty of measurement and reference standard, method, and/or equipment. The expanded uncertainty of measurement is expressed as the standard uncertainty of the measurement multiplied by a coverage factor of 2 ($k=2$), corresponding to a confidence level of approximately 95%.

Notes:

1. On-site calibration service is available for this parameter, since on-site conditions are typically more variable than those in the laboratory, larger measurement uncertainties are expected on-site than what is reported on the accredited scope.
2. Scale calibration performed on-site only.
3. L = length in inches; DL = diagonal length in inches; ' = arc-minute; " = arc-second; x = angle in arc-sec.
4. The CMC for scales and balances is highly dependent upon the resolution of the unit under test. The CMC presented here does not include the resolution of the unit under test. The resolution will be included in the reported measurement uncertainty at the time of calibration.
5. Unless otherwise specified in the far-right column, the calibration procedure/method was written internally.
6. This scope is formatted as part of a single document including Certificate of Accreditation No. AC-1756.



Jason Stine, Vice President



CERTIFICATE OF ACCREDITATION

The ANSI National Accreditation Board

Hereby attests that

System Scale Corporation

4004 Enterprise Ct.
Martinez, GA 30907

Fulfills the requirements of

ISO/IEC 17025:2017

and national standard

ANSI/NCSL Z540-1-1994 (R2002)

In the field of

CALIBRATION

This certificate is valid only when accompanied by a current scope of accreditation document.
The current scope of accreditation can be verified at www.anab.org.

Jason Stine, Vice President
Expiry Date: 24 May 2028
Certificate Number: AC-1756.12



This laboratory is accredited in accordance with the recognized International Standard ISO/IEC 17025:2017.
This accreditation demonstrates technical competence for a defined scope and the operation of a laboratory quality management system (refer to joint ISO-ILAC-IAF Communiqué dated April 2017).

SCOPE OF ACCREDITATION TO ISO/IEC 17025:2017

AND

ANSI/NCSL Z540-1-1994 (R2002)

System Scale Corporation

4004 Enterprise Ct.
Martinez, GA 30907
Sean Rainey 501-562-2900 srainey@system-scale.com

CALIBRATION

ISO/IEC 17025 Accreditation Granted: **24 February 2026**

Certificate Number: **AC-1756.12** Certificate Expiry Date: **24 May 2028**


Mass and Mass Related

Parameter/Equipment	Range	Expanded Uncertainty of Measurement (+/-)	Reference Standard, Method, and/or Equipment
Scales and Balances ^{1,2}	(0 to 100) g (100 to 200) g (200 to 500) g (500 to 1 000) g (1 000 to 5 000) g (5 000 to 10 000) g (10 to 325) kg	0.000 25 % of reading + 55 µg 0.000 27 % of reading + 45 µg 0.000 27 % of reading + 64 µg 0.000 32 % of reading – 0.23 mg 0.000 28 % of reading + 0.39 mg 0.000 3 % of reading 0.012 % of reading	ASTM E617 Class 1, Class 6, Class 7 weights; NIST Class F weights; utilizing NIST Handbook 44, ASTM E898, and EURAMET Guide No. 18 for the calibration of the weighing system.
Scales ^{1,2}	(0 to 5) lb (5 to 30) lb (30 to 100) lb (100 to 500) lb (500 to 1 000) lb (1 000 to 5 000) lb (5 000 to 10 000) lb (10 000 to 20 000) lb (20 000 to 50 000) lb (50 000 to 200 000) lb	0.018 % of reading + 0.000 01 lb 0.013 % of reading -0.000 13 lb 0.012 % of reading + 0.000 3 lb 0.012 % of reading + 0.001 7 lb 0.011 % of reading + 0.016 lb 0.012 % of reading + 0.016 lb 0.013 % of reading + 0.009 6 lb 0.012 % of reading + 0.23 lb 0.012 % of reading + 0.5 lb 0.03 % of reading	ASTM E617 Class 1, Class 6, Class 7 weights; NIST Class F weights; utilizing NIST Handbook 44, ASTM E898, and EURAMET Guide No. 18 for the calibration of the weighing system.

Calibration and Measurement Capability (CMC) is expressed in terms of the measurement parameter, measurement range, expanded uncertainty of measurement and reference standard, method, and/or equipment. The expanded uncertainty of measurement is expressed as the standard uncertainty of the measurement multiplied by a coverage factor of 2 ($k=2$), corresponding to a confidence level of approximately 95%.

Notes:

1. On-site calibration service is available for this parameter, since on-site conditions are typically more variable than those in the laboratory, larger measurement uncertainties are expected on-site than what is reported on the accredited scope.
2. The CMC for scales and balances is highly dependent upon the resolution of the unit under test. The CMC presented here does not include the resolution of the unit under test. The resolution will be included in the reported measurement uncertainty at the time of calibration.



Jason Stine, Vice President





CERTIFICATE OF ACCREDITATION

The ANSI National Accreditation Board

Hereby attests that

System Scale Corporation

6759 Reese Road
Memphis, TN 38133

Fulfills the requirements of

ISO/IEC 17025:2017

and national standard

ANSI/NCSL Z540-1-1994 (R2002)

In the field of

CALIBRATION

This certificate is valid only when accompanied by a current scope of accreditation document.
The current scope of accreditation can be verified at www.anab.org.

Jason Stine, Vice President
Expiry Date: 01 February 2027
Certificate Number: AC-1756.04



This laboratory is accredited in accordance with the recognized International Standard ISO/IEC 17025:2017.
This accreditation demonstrates technical competence for a defined scope and the operation of a laboratory quality management system (refer to joint ISO-ILAC-IAF Communiqué dated April 2017).

SCOPE OF ACCREDITATION TO ISO/IEC 17025:2017

AND

ANSI/NCSL Z540-1-1994 (R2002)

System Scale Corporation

6759 Reese Road
Memphis, TN 38133
Sean Rainey 501-562-2900 srainey@system-scale.com

CALIBRATION

Valid to: **February 1, 2027**

Certificate Number: **AC-1756.04**


Mass and Mass Related

Parameter/Equipment	Range	Expanded Uncertainty of Measurement (+/-)	Reference Standard, Method, and/or Equipment
Scales and Balances ^{1,2} (SI)	Up to 100 g (100 to 200) g (200 to 500) g (500 to 1 000) g (1 to 5) kg (5 to 10) kg (10 to 325) kg	0.000 25 % of reading + 55 µg 0.000 27 % of reading + 45 µg 0.000 27 % of reading + 64 µg 0.000 32 % of reading - 0.23 mg 0.000 28 % of reading + 0.39 mg 0.000 3 % of reading - 1.1 mg 0.012 % of reading	ASTM E617 Class 1, 6, 7, and NIST Class F weights utilizing NIST Handbook 44, ASTM E898, and EURAMET Guide No. 18 for the calibration of the weighing system.
Scales and Balances ^{1,2} (Avoirdupois)	Up to 5 lb (5 to 30) lb (30 to 100) lb (100 to 500) lb (500 to 1 000) lb (1 000 to 5 000) lb (5 000 to 10 000) lb (10 000 to 20 000) lb (20 000 to 50 000) lb (50 000 to 200 000) lb	0.018 % of reading + 0.000 01 lb 0.013 % of reading - 0.000 13 lb 0.012 % of reading + 0.000 3 lb 0.012 % of reading + 0.001 7 lb 0.011 % of reading + 0.016 lb 0.012 % of reading + 0.016 lb 0.013 % of reading + 0.01 lb 0.012 % of reading + 0.23 lb 0.012 % of reading + 0.5 lb 0.03 % of reading - 8.8 lb	ASTM E617 Class 1, 6, 7, and NIST Class F weights utilizing NIST Handbook 44, ASTM E898, and EURAMET Guide No. 18 for the calibration of the weighing system.

Calibration and Measurement Capability (CMC) is expressed in terms of the measurement parameter, measurement range, expanded uncertainty of measurement and reference standard, method, and/or equipment. The expanded uncertainty of measurement is expressed as the standard uncertainty of the measurement multiplied by a coverage factor of 2 ($k=2$), corresponding to a confidence level of approximately 95%.

Notes:

1. On-site calibration service is available for this parameter, since on-site conditions are typically more variable than those in the laboratory, larger measurement uncertainties are expected on-site than what is reported on the accredited scope.
2. The CMC for scales and balances is highly dependent upon the resolution of the unit under test. The CMC presented here does not include the resolution of the unit under test. The resolution will be included in the reported measurement uncertainty at the time of calibration.
3. This scope is formatted as part of a single document including Certificate of Accreditation No. AC-1756.04.



Jason Stine, Vice President





CERTIFICATE OF ACCREDITATION

The ANSI National Accreditation Board

Hereby attests that

System Scale Corporation

1420 Donelson Pike, Suite B7
Nashville, TN 37217

Fulfills the requirements of

ISO/IEC 17025:2017

and national standard

ANSI/NCSL Z540-1-1994 (R2002)

In the field of

CALIBRATION

This certificate is valid only when accompanied by a current scope of accreditation document.
The current scope of accreditation can be verified at www.anab.org.

Jason Stine, Vice President
Expiry Date: 01 February 2027
Certificate Number: AC-1756.05



This laboratory is accredited in accordance with the recognized International Standard ISO/IEC 17025:2017.
This accreditation demonstrates technical competence for a defined scope and the operation of a laboratory
quality management system (refer to joint ISO-ILAC-IAF Communiqué dated April 2017).

SCOPE OF ACCREDITATION TO ISO/IEC 17025:2017

AND

ANSI/NCSL Z540-1-1994 (R2002)

System Scale Corporation

1420 Donelson Pike, Suite B7

Nashville, TN 37217

Sean Rainey 501-562-2900 srainey@system-scale.com

CALIBRATION

Valid to: **February 1, 2027**

Certificate Number: **AC-1756.05**


Mass and Mass Related

Parameter/Equipment	Range	Expanded Uncertainty of Measurement (+/-)	Reference Standard, Method, and/or Equipment
Scales and Balances ^{1,2} (SI)	Up to 100 g (100 to 200) g (200 to 500) g (500 to 1 000) g (1 to 5) kg (5 to 10) kg (10 to 325) kg	0.000 25 % of reading + 55 µg 0.000 27 % of reading + 45 µg 0.000 27 % of reading + 64 µg 0.000 32 % of reading - 0.23 mg 0.000 28 % of reading + 0.39 mg 0.000 3 % of reading - 1.1 mg 0.012 % of reading	ASTM E617 Class 1, 6, 7, and NIST Class F weights utilizing NIST Handbook 44, ASTM E898, and EURAMET Guide No. 18 for the calibration of the weighing system.
Scales and Balances ^{1,2} (Avoirdupois)	Up to 5 lb (5 to 30) lb (30 to 100) lb (100 to 500) lb (500 to 1 000) lb (1 000 to 5 000) lb (5 000 to 10 000) lb (10 000 to 20 000) lb (20 000 to 50 000) lb (50 000 to 200 000) lb	0.018 % of reading + 0.000 01 lb 0.013 % of reading - 0.000 13 lb 0.012 % of reading + 0.000 3 lb 0.012 % of reading + 0.001 7 lb 0.011 % of reading + 0.016 lb 0.012 % of reading + 0.016 lb 0.013 % of reading + 0.01 lb 0.012 % of reading + 0.23 lb 0.012 % of reading + 0.5 lb 0.03 % of reading - 8.8 lb	ASTM E617 Class 1, 6, 7, and NIST Class F weights utilizing NIST Handbook 44, ASTM E898, and EURAMET Guide No. 18 for the calibration of the weighing system.

Calibration and Measurement Capability (CMC) is expressed in terms of the measurement parameter, measurement range, expanded uncertainty of measurement and reference standard, method, and/or equipment. The expanded uncertainty of measurement is expressed as the standard uncertainty of the measurement multiplied by a coverage factor of 2 ($k=2$), corresponding to a confidence level of approximately 95%.

Notes:

1. On-site calibration service is available for this parameter, since on-site conditions are typically more variable than those in the laboratory, larger measurement uncertainties are expected on-site than what is reported on the accredited scope.
2. The CMC for scales and balances is highly dependent upon the resolution of the unit under test. The CMC presented here does not include the resolution of the unit under test. The resolution will be included in the reported measurement uncertainty at the time of calibration.
3. This scope is formatted as part of a single document including Certificate of Accreditation No. AC-1756.05.



Jason Stine, Vice President





CERTIFICATE OF ACCREDITATION

The ANSI National Accreditation Board

Hereby attests that

System Scale Corporation
3211 Shawnee Industrial Way, Suite 106
Suwanee, GA 30024

Fulfills the requirements of

ISO/IEC 17025:2017

and national standard

ANSI/NCSL Z540-1-1994 (R2002)

In the field of

CALIBRATION

This certificate is valid only when accompanied by a current scope of accreditation document.
The current scope of accreditation can be verified at www.anab.org.

Jason Stine, Vice President
Expiry Date: 24 May 2028
Certificate Number: AC-1756.10



This laboratory is accredited in accordance with the recognized International Standard ISO/IEC 17025:2017.
This accreditation demonstrates technical competence for a defined scope and the operation of a laboratory
quality management system (refer to joint ISO-ILAC-IAF Communiqué dated April 2017).



SCOPE OF ACCREDITATION TO ISO/IEC 17025:2017

AND

ANSI/NCSL Z540-1-1994 (R2002)

System Scale Corporation

3211 Shawnee Industrial Way, Suite 106

Suwanee, GA 30024

Sean Rainey 501-562-2900 srainey@system-scale.com

CALIBRATION

ISO/IEC 17025 Accreditation Granted: 22 April 2026

Certificate Number: **AT-1756.10** Certificate Expiry Date: **24 May 2028**

Mass and Mass Related

Parameter/Equipment	Range	Expanded Uncertainty of Measurement (+/-)	Reference Standard, Method, and/or Equipment
Scales and Balances ^{1,2} (SI)	Up to 100 g (100 to 200) g (200 to 500) g (500 to 1 000) g (1 to 5) kg (5 to 10) kg (10 to 325) kg	0.000 25 % of reading + 55 µg 0.000 27 % of reading + 45 µg 0.000 27 % of reading + 64 µg 0.000 32 % of reading - 0.23 mg 0.000 28 % of reading + 0.39 mg 0.000 3 % of reading - 1.1 mg 0.012 % of reading	ASTM E617 Class 1, 6, 7, and NIST Class F weights utilizing NIST Handbook 44, ASTM E898, and EURAMET Guide No. 18 for the calibration of the weighing system.
Scales and Balances ^{1,2} (Avoirdupois)	Up to 5 lb (5 to 30) lb (30 to 100) lb (100 to 500) lb (500 to 1 000) lb (1 000 to 5 000) lb (5 000 to 10 000) lb (10 000 to 20 000) lb (20 000 to 50 000) lb (50 000 to 200 000) lb	0.018 % of reading + 0.000 01 lb 0.013 % of reading - 0.000 13 lb 0.012 % of reading + 0.000 3 lb 0.012 % of reading + 0.001 7 lb 0.011 % of reading + 0.016 lb 0.012 % of reading + 0.016 lb 0.013 % of reading + 0.01 lb 0.012 % of reading + 0.23 lb 0.012 % of reading + 0.5 lb 0.03 % of reading - 8.8 lb	ASTM E617 Class 1, 6, 7, and NIST Class F weights utilizing NIST Handbook 44, ASTM E898, and EURAMET Guide No. 18 for the calibration of the weighing system.

Calibration and Measurement Capability (CMC) is expressed in terms of the measurement parameter, measurement range, expanded uncertainty of measurement and reference standard, method, and/or equipment. The expanded uncertainty of measurement is expressed as the standard uncertainty of the measurement multiplied by a coverage factor of 2 ($k=2$), corresponding to a confidence level of approximately 95%.

Notes:

This Scope of Accreditation, version 006, was last updated on: 01 May 2026 and is valid only when accompanied by the Certificate.

Page 1 of 2


1899 L Street NW, Suite 1100-A, Washington, DC 20036

414-501-5494

www.anab.org



1. On-site calibration service is available for this parameter, since on-site conditions are typically more variable than those in the laboratory, larger measurement uncertainties are expected on-site than what is reported on the accredited scope.
2. The CMC for scales and balances is highly dependent upon the resolution of the unit under test. The CMC presented here does not include the resolution of the unit under test. The resolution will be included in the reported measurement uncertainty at the time of calibration.



Jason Stine, Vice President



SCOPE OF ACCREDITATION TO ISO/IEC 17025:2017

AND

ANSI/NCSL Z540-1-1994 (R2002)

System Scale Corporation

6215-120 Rangeline Road

Theodore, AL 36582

Sean Rainey 501-562-2900 srainey@system-scale.com

CALIBRATION

Valid to: **February 1, 2027**

Certificate Number: **AC-1756.07**


Mass and Mass Related

Parameter/Equipment	Range	Expanded Uncertainty of Measurement (+/-)	Reference Standard, Method, and/or Equipment
Scales and Balances ^{1,2} (SI)	Up to 100 g (100 to 200) g (200 to 500) g (500 to 1 000) g (1 to 5) kg (5 to 10) kg (10 to 325) kg	0.000 25 % of reading + 55 µg 0.000 27 % of reading + 45 µg 0.000 27 % of reading + 64 µg 0.000 32 % of reading - 0.23 mg 0.000 28 % of reading + 0.39 mg 0.000 3 % of reading - 1.1 mg 0.012 % of reading	ASTM E617 Class 1, 6, 7, and NIST Class F weights utilizing NIST Handbook 44, ASTM E898, and EURAMET Guide No. 18 for the calibration of the weighing system.
Scales and Balances ^{1,2} (Avoirdupois)	Up to 5 lb (5 to 30) lb (30 to 100) lb (100 to 500) lb (500 to 1 000) lb (1 000 to 5 000) lb (5 000 to 10 000) lb (10 000 to 20 000) lb (20 000 to 50 000) lb (50 000 to 200 000) lb	0.018 % of reading + 0.000 01 lb 0.013 % of reading - 0.000 13 lb 0.012 % of reading + 0.000 3 lb 0.012 % of reading + 0.001 7 lb 0.011 % of reading + 0.016 lb 0.012 % of reading + 0.016 lb 0.013 % of reading + 0.01 lb 0.012 % of reading + 0.23 lb 0.012 % of reading + 0.5 lb 0.03 % of reading - 8.8 lb	ASTM E617 Class 1, 6, 7, and NIST Class F weights utilizing NIST Handbook 44, ASTM E898, and EURAMET Guide No. 18 for the calibration of the weighing system.

Calibration and Measurement Capability (CMC) is expressed in terms of the measurement parameter, measurement range, expanded uncertainty of measurement and reference standard, method, and/or equipment. The expanded uncertainty of measurement is expressed as the standard uncertainty of the measurement multiplied by a coverage factor of 2 ($k=2$), corresponding to a confidence level of approximately 95%.

Notes:

1. On-site calibration service is available for this parameter, since on-site conditions are typically more variable than those in the laboratory, larger measurement uncertainties are expected on-site than what is reported on the accredited scope.
2. The CMC for scales and balances is highly dependent upon the resolution of the unit under test. The CMC presented here does not include the resolution of the unit under test. The resolution will be included in the reported measurement uncertainty at the time of calibration.
3. This scope is formatted as part of a single document including Certificate of Accreditation No. AC-1756.07.



Jason Stine, Vice President





CERTIFICATE OF ACCREDITATION

The ANSI National Accreditation Board

Hereby attests that

System Scale Corporation

4808 Alma Highway
Van Buren, AR 72956

Fulfills the requirements of

ISO/IEC 17025:2017

and national standard

ANSI/NCSL Z540-1-1994 (R2002)

In the field of

CALIBRATION

This certificate is valid only when accompanied by a current scope of accreditation document.
The current scope of accreditation can be verified at www.anab.org.

Jason Stine, Vice President
Expiry Date: 01 February 2027
Certificate Number: AC-1756.01



This laboratory is accredited in accordance with the recognized International Standard ISO/IEC 17025:2017.
This accreditation demonstrates technical competence for a defined scope and the operation of a laboratory quality management system (refer to joint ISO-ILAC-IAF Communiqué dated April 2017).

SCOPE OF ACCREDITATION TO ISO/IEC 17025:2017

AND

ANSI/NCSL Z540-1-1994 (R2002)

System Scale Corporation

4808 Alma Highway

Van Buren, AR 72956

Sean Rainey 501-562-2900 srainey@system-scale.com

CALIBRATION

Valid to: **February 1, 2027**

Certificate Number: **AC-1756.01**


Mass and Mass Related

Parameter/Equipment	Range	Expanded Uncertainty of Measurement (+/-)	Reference Standard, Method, and/or Equipment
Scales and Balances ^{1,2} (SI)	Up to 100 g (100 to 200) g (200 to 500) g (500 to 1 000) g (1 to 5) kg (5 to 10) kg (10 to 325) kg	0.000 25 % of reading + 55 µg 0.000 27 % of reading + 45 µg 0.000 27 % of reading + 64 µg 0.000 32 % of reading - 0.23 mg 0.000 28 % of reading + 0.39 mg 0.000 3 % of reading - 1.1 mg 0.012 % of reading	ASTM E617 Class 1, 6, 7, and NIST Class F weights utilizing NIST Handbook 44, ASTM E898, and EURAMET Guide No. 18 for the calibration of the weighing system.
Scales and Balances ^{1,2} (Avoirdupois)	Up to 5 lb (5 to 30) lb (30 to 100) lb (100 to 500) lb (500 to 1 000) lb (1 000 to 5 000) lb (5 000 to 10 000) lb (10 000 to 20 000) lb (20 000 to 50 000) lb (50 000 to 200 000) lb	0.018 % of reading + 0.000 01 lb 0.013 % of reading - 0.000 13 lb 0.012 % of reading + 0.000 3 lb 0.012 % of reading + 0.001 7 lb 0.011 % of reading + 0.016 lb 0.012 % of reading + 0.016 lb 0.013 % of reading + 0.01 lb 0.012 % of reading + 0.23 lb 0.012 % of reading + 0.5 lb 0.03 % of reading - 8.8 lb	ASTM E617 Class 1, 6, 7, and NIST Class F weights utilizing NIST Handbook 44, ASTM E898, and EURAMET Guide No. 18 for the calibration of the weighing system.

Calibration and Measurement Capability (CMC) is expressed in terms of the measurement parameter, measurement range, expanded uncertainty of measurement and reference standard, method, and/or equipment. The expanded uncertainty of measurement is expressed as the standard uncertainty of the measurement multiplied by a coverage factor of 2 ($k=2$), corresponding to a confidence level of approximately 95%.

Notes:

1. On-site calibration service is available for this parameter, since on-site conditions are typically more variable than those in the laboratory, larger measurement uncertainties are expected on-site than what is reported on the accredited scope.
2. The CMC for scales and balances is highly dependent upon the resolution of the unit under test. The CMC presented here does not include the resolution of the unit under test. The resolution will be included in the reported measurement uncertainty at the time of calibration.
3. This scope is formatted as part of a single document including Certificate of Accreditation No. AC-1756.01.



Jason Stine, Vice President

